



**(An Autonomous Institution** - AFFILIATED TO ANNA UNIVERSITY, CHENNAI)

S.P.G.Chidambara Nadar - C.Nagammal Campus

S.P.G.C. Nagar, K.Vellakulam – 625 701 (Near **VIRUDHUNAGAR**).



## **NAAC – CRITERION 2**

### **TEACHING – LEARNING & EVALUATION**

#### **2.7.1 Student Satisfaction Survey**

**[Proof]**

## **INDEX**

<b>S.No</b>	<b>Items</b>	<b>Page Number</b>
1.	NAAC Student Satisfaction Survey Questions	3
2.	Student Satisfaction Survey – Summary Analysis	9
3.	Student Satisfaction Survey – Excel Sheet Link	17
4.	Student Satisfaction Survey – Report	18
5.	Student Satisfaction Survey – Analysis	19
6.	Sample - Student Satisfaction Survey Students Response	24

**National Assessment and Accreditation Council (NAAC)**  
**Student Satisfaction Survey**  
**Key Indicator - 2.7.1**  
**Under Criterion II of Teaching – Learning and Evaluation**

**Guidelines for Students**

NAAC (National Assessment and accreditation council) is conducting a Student Satisfaction Survey regarding Teaching – Learning and Evaluation, which will help to upgrade the quality in higher education. A student will have to respond to all the questions given in the following format with her/his sincere effort and thought. Her/his identity will not be revealed.

A) Please confirm this is the first and only time you answer this survey.

a) Yes  b) No

B) Age: C) College Name:

D) Gender: a) Female  b) Male  c) Transgender

E) What degree program are you pursuing now?

a) Bachelor's  b) Master's  c) MPhil   
d) Doctorate  e) Other ( )

F) What subject area are you currently pursuing?

a) Arts  b) Commerce  c) Science   
d) Professional  e) Other: ( )

**Instructions to fill the questionnaire**

- All questions should be compulsorily attempted.
- Each question has five responses, choose the most appropriate one.
- The response to the qualitative question no. 21 is student's opportunity to give suggestions or improvements; she/he can also mention weaknesses of the institute here. (Kindly restrict your response to teaching learning process only)

## Criterion II – Teaching–Learning and Evaluation

### Student Satisfaction Survey on Teaching Learning Process

Following are questions for online student satisfaction survey regarding teaching learning process.

1. How much of the syllabus was covered in the class?
  - 4 – 85 to 100%
  - 3 – 70 to 84%
  - 2 – 55 to 69%
  - 1– 30 to 54%
  - 0 –Below 30%
  
2. How well did the teachers prepare for the classes?
  - 4 –Thoroughly
  - 3 – Satisfactorily
  - 2 – Poorly
  - 1 – Indifferently
  - 0 – Won't teach at all
  
3. How well were the teachers able to communicate?
  - 4 – Always effective
  - 3 – Sometimes effective
  - 2 – Just satisfactorily
  - 1– Generally ineffective
  - 0– Very poor communication
  
4. The teacher's approach to teaching can best be described as
  - 4– Excellent
  - 3 – Very good
  - 2 – Good
  - 1 – Fair
  - 0– Poor

5. Fairness of the internal evaluation process by the teachers.
  - 4 – Always fair
  - 3 – Usually fair
  - 2 – Sometimes unfair
  - 1 – Usually unfair
  - 0– Unfair
  
6. Was your performance in assignments discussed with you?
  - 4 – Every time
  - 3 – Usually
  - 2 – Occasionally/Sometimes
  - 1 – Rarely
  - 0– Never
  
7. The institute takes active interest in promoting internship, student exchange, field visit opportunities for students.
  - 4 – Regularly
  - 3 – Often
  - 2 – Sometimes
  - 1 – Rarely
  - 0– Never
  
8. The teaching and mentoring process in your institution facilitates you in cognitive, social and emotional growth.
  - 4 – Significantly
  - 3 – Very well
  - 2 – Moderately
  - 1 – Marginally
  - 0– Not at all
  
9. The institution provides multiple opportunities to learn and grow.
  - 4 – Strongly agree
  - 3 – Agree
  - 2 – Neutral
  - 1 – Disagree
  - 0– Strongly disagree

10. Teachers inform you about your expected competencies, course outcomes and programme outcomes.

- 4 – Every time
- 3 – Usually
- 2 – Occasionally/Sometimes
- 1 – Rarely
- 0 – Never

11. Your mentor does a necessary follow-up with an assigned task to you.

- 4 – Every time
- 3 – Usually
- 2 – Occasionally/Sometimes
- 1 – Rarely
- 0 – I don't have a mentor

12. The teachers illustrate the concepts through examples and applications.

- 4 – Every time
- 3 – Usually
- 2 – Occasionally/Sometimes
- 1 – Rarely
- 0 – Never

13. The teachers identify your strengths and encourage you with providing right level of challenges.

- 4 – Fully
- 3 – Reasonably
- 2 – Partially
- 1 – Slightly
- 0 – Unable to

14. Teachers are able to identify your weaknesses and help you to overcome them.

- 4 – Every time
- 3 – Usually
- 2 – Occasionally/Sometimes
- 1 – Rarely
- 0 – Never

15. The institution makes effort to engage students in the monitoring, review and continuous quality improvement of the teaching learning process.

- 4 – Strongly agree
- 3 – Agree
- 2 – Neutral
- 1 – Disagree
- 0 – Strongly disagree

16. The institute/ teachers use student centric methods, such as experiential learning, participative learning and problem solving methodologies for enhancing learning experiences.

- 4 – To a great extent
- 3 – Moderate
- 2 – Some what
- 1 – Very little
- 0 – Not at all

17. Teachers encourage you to participate in extracurricular activities.

- 4 – Strongly agree
- 3 – Agree
- 2 – Neutral
- 1 – Disagree
- 0 – Strongly disagree

18. Efforts are made by the institute/ teachers to inculcate soft skills, life skills and employability skills to make you ready for the world of work.

- 4 – To a great extent
- 3 – Moderate
- 2 – Some what
- 1 – Very little
- 0 – Not at all

19. What percentage of teachers use ICT tools such as LCD projector, Multimedia, etc. while teaching.

- 4 – Above 90%
- 3 – 70 – 89%
- 2 – 50 – 69%
- 1 – 30 – 49%
- 0 – Below 29%

20. The overall quality of teaching-learning process in your institute is very good.

- 4 – Strongly agree
- 3 – Agree
- 2 – Neutral
- 1 – Disagree
- 0 – Strongly disagree

21. Give three observation / suggestions to improve the overall teaching – learning experience in your institution.

- a)
- b)
- c)

Bibin  
Feedback Incharge

T. P. Pandiselvi / 22/11/2023  
IQAC coordinator

**Dr. T. Pandiselvi, M.E., Ph.D.,**  
Coordinator  
Internal Quality Assurance Cell  
KAMARAJ College of Engineering and Technology  
(Autonomous)  
S.P.G. Chidambara Nadar - C. Nagammal Campus  
S.P.G.C. Nagar. K. Vellakulam - 625 701  
(Near VIRUDHUNAGAR)



# Student Satisfaction Survey 2022-2023

347

Responses

02:54

Average time to complete

Active

Status

1. Please confirm this is the first and only time you answer this survey



2. Age:

347  
Responses

Latest Responses

"21"

"21"

"22"

3. College Name

347  
Responses

Latest Responses

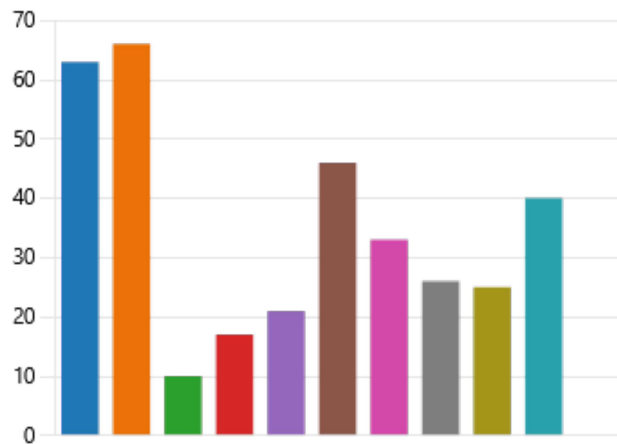
"Kamaraj "

"Kamaraj collage of engineering and technology "

"Kamaraj college of engineering and technology "

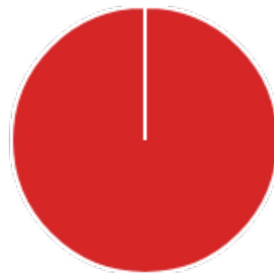
#### 4. Department

CSE	63
ECE	66
EIE	10
EEE	17
Polymer Technology	21
Information Technology	46
Bio Technology	33
Civil Engineering	26
Mechanical Engineering	25
Mechatronics Engineering	40
AI & DS	0



#### 5. Year

I year	0
II year	0
III year	0
IV year	347



#### 6. Gender:

Female	104
Male	243
Transgender	0



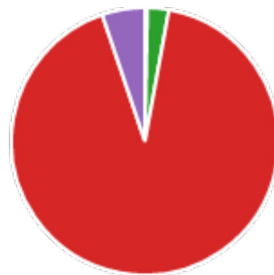
7. What degree program are you pursuing now?

● Bachelor's	347
● Master's	0
● MPhil	0
● Doctorate	0
● Other	0



8. What subject area are you currently pursuing?(Choose Professional for Engineering)

● Arts	1
● Commerce	0
● Science	9
● Professional	319
● Other	18



9. How much of the syllabus was covered in the class?

● 4 – 85 to 100%	295
● 3 – 70 to 84%	43
● 2 – 55 to 69%	6
● 1– 30 to 54%	2
● 0 –Below 30%	1



10. How well did the teachers prepare for the classes?

● 4 –Thoroughly	208
● 3 – Satisfactorily	130
● 2 – Poorly	6
● 1 – Indifferently	1
● 0 – Won't teach at all	2



11. How well were the teachers able to communicate?

4 – Always effective	225
3 – Sometimes effective	98
2 – Just satisfactorily	20
1– Generally ineffective	3
0– Very poor communication	1



12. The teacher's approach to teaching can best be described as

4– Excellent	208
3 – Very good	96
2 – Good	40
1 – Fair	2
0– Poor	1



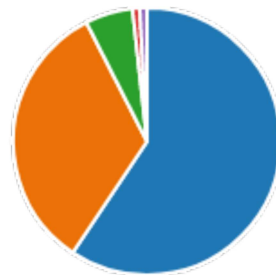
13. Fairness of the internal evaluation process by the teachers.

4 – Always fair	213
3 – Usually fair	111
2 – Sometimes unfair	18
1 – Usually unfair	1
0– Unfair	4



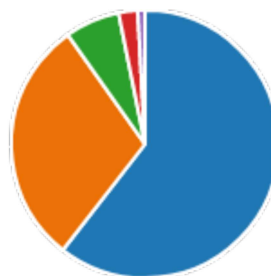
14. Was your performance in assignments discussed with you?

4 – Every time	206
3 – Usually	115
2 – Occasionally/Sometimes	20
1 – Rarely	3
0– Never	3



15. The institute takes active interest in promoting internship, student exchange, field visit opportunities for students.

4 – Regularly	210
3 – Often	103
2 – Sometimes	23
1 – Rarely	8
0 – Never	3



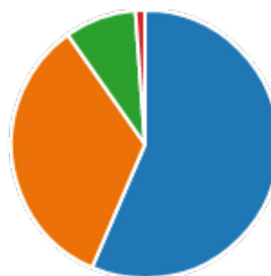
16. The teaching and mentoring process in your institution facilitates you in cognitive, social and emotional growth.

4 – Significantly	203
3 – Very well	108
2 – Moderately	25
1 – Marginally	11
0 – Not at all	0



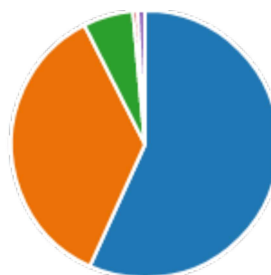
17. The institution provides multiple opportunities to learn and grow.

4 – Strongly agree	196
3 – Agree	117
2 – Neutral	30
1 – Disagree	4
0 – Strongly disagree	0



18. Teachers inform you about your expected competencies, course outcomes and programme outcomes

4 – Every time	197
3 – Usually	124
2 – Occasionally/Sometimes	21
1 – Rarely	2
0 – Never	3



19. Your mentor does a necessary follow-up with an assigned task to you.

4 – Every time	203
3 – Usually	116
2 – Occasionally/Sometimes	23
1 – Rarely	5
0 – I don't have a mentor	0



20. The teachers illustrate the concepts through examples and applications.

4 – Every time	202
3 – Usually	120
2 – Occasionally/Sometimes	20
1 – Rarely	5
0 – Never	0



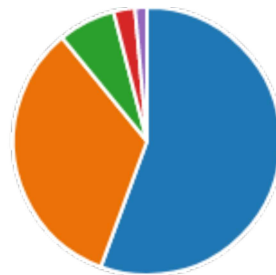
21. The teachers identify your strengths and encourage you with providing right level of challenges.

4 – Fully	198
3 – Reasonably	112
2 – Partially	27
1 – Slightly	7
0 – Unable to	3



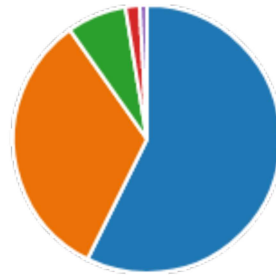
22. Teachers are able to identify your weaknesses and help you to overcome them.

4 – Every time	193
3 – Usually	116
2 – Occasionally/Sometimes	24
1 – Rarely	9
0 – Never	5



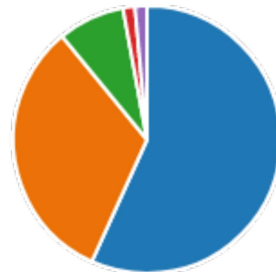
23. The institution makes effort to engage students in the monitoring, review and continuous quality improvement of the teaching learning process.

4 – Strongly agree	199
3 – Agree	114
2 – Neutra	25
1 – Disagree	6
0 – Strongly disagree	3



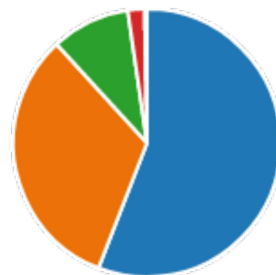
24. The institute/ teachers use student centric methods, such as experiential learning, participative learning and problem solving methodologies for enhancing learning experiences.

4 – To a great extent	197
3 – Moderate	112
2 – Some what	28
1 – Very little	5
0 – Not at all	5



25. Teachers encourage you to participate in extracurricular activities.

4 – Strongly agree	194
3 – Agree	112
2 – Neutral	33
1 – Disagree	7
0 – Strongly disagree	1




26. Efforts are made by the institute/ teachers to inculcate soft skills, life skills and employability skills to make you ready for the world of work.

4 – To a great extent	201
3 – Moderate	113
2 – Some what	26
1 – Very little	5
0 – Not at all	2



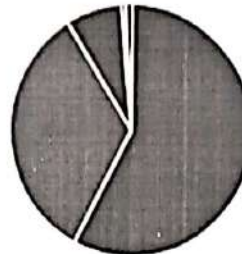
27. What percentage of teachers use ICT tools such as LCD projector, Multimedia, etc. while teaching.

● 4 - Above 90%	219
● 3 - 70 - 89%	108
● 2 - 50 - 69%	16
● 1 - 30 - 49%	3
● 0 - Below 29%	1



28. The overall quality of teaching-learning process in your institute is very good.

● 4 - Strongly agree	200
● 3 - Agree	116
● 2 - Neutral	26
● 1 - Disagree	2
● 0 - Strongly disagree	3



29. Give three observation / suggestions to improve the overall teaching – learning experience in your institution.

84

Responses

*B. Jay*  
Feedback In-charge

*A.S. - San*  
*25/11/23*

Dean Academics

**Dr. R. SURESH BABU, M.E., M.B.A., Ph.D.,**  
Professor & Dean (Academic Courses)  
KAMARAJ College of Engineering and Technology  
(Autonomous)  
S.P.G. Chidambara Nadar - C. Nagammal Campus,  
S.P.G.C. Nagar, K. Vellakulam - 625 701  
(Near VIRUDHUNAGAR).

Latest Responses

*T. Pandiselvi*  
IQAC Coordinator *22/11/2023*

**Dr. T. Pandiselvi, M.E., Ph.D.,**  
Coordinator  
Internal Quality Assurance Cell  
KAMARAJ College of Engineering and Technology  
(Autonomous)  
SPG. Chidambara Nadar - C. Nagammal Campus,  
S.P.G.C. Nagar, K. Vellakulam - 625 701  
(Near VIRUDHUNAGAR)

*S. Senthil*  
Principal

**Dr. S. SENTHIL, M.E., Ph.D.,**  
PRINCIPAL  
KAMARAJ College of Engineering and Technology  
(Autonomous)  
S.P.G. Chidambara Nadar - C. Nagammal Campus,  
S.P.G.C. Nagar, K. Vellakulam - 625 701.  
(Near VIRUDHUNAGAR).





**(An Autonomous Institution - AFFILIATED TO ANNA UNIVERSITY, CHENNAI)**

**S.P.G.Chidambara Nadar - C.Nagammal Campus**

**S.P.G.C. Nagar, K.Vellakulam – 625 701 (Near VIRUDHUNAGAR).**

## **Student Satisfaction Survey**

Students Response – [Student Satisfaction Survey.xlsx](#)



**(An Autonomous Institution** - AFFILIATED TO ANNA UNIVERSITY, CHENNAI)

S.P.G.Chidambara Nadar - C.Nagammal Campus  
S.P.G.C. Nagar, K.Vellakulam - 625 701 (Near VIRUDHUNAGAR).

## Report on Student Satisfaction Survey

Student Satisfaction Survey as stated by NAAC was collected from all the students of our institution. Out of 462 students 345 responses were received. The student's Satisfaction Survey feedback is helpful in determining the institution's teaching and learning process. Based on the findings, it is identified that the faculty members positively associate with their students. Most students felt that the teachers covered the subject in the allotted time because they prepared ahead of time. In addition, effective teaching methods and the use of modern tools and more illustrations of concepts through outstanding examples assist them in better comprehending concepts and offer them many opportunities to learn and improve.

Most of our college students agreed that our college encourages them to participate in internship and field visit. Student status that faculty members or unbiased then grading the answer scripts. As seen by the analysis, mentors frequently monitor their mentees. The majority of students agreed that the institution's teaching and mentoring processes assist them in improving their cognitive, social and emotional skills. Students are satisfied with the excellent teaching and the learning opportunities provided by our college.

*B. Jay*  
Feedback In-charge

*G. P. S. S.*  
IQAC Coordinator 22/11/2023

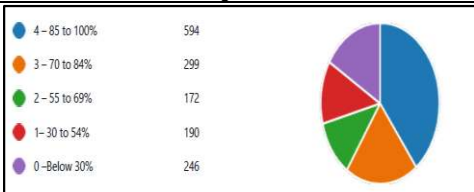
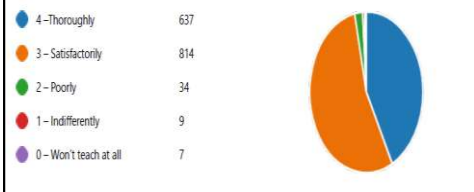


**Dr. T. Pandiselvi, M.E., Ph.D.,**  
Coordinator  
Internal Quality Assurance Cell  
KAMARAJ College of Engineering and Technology





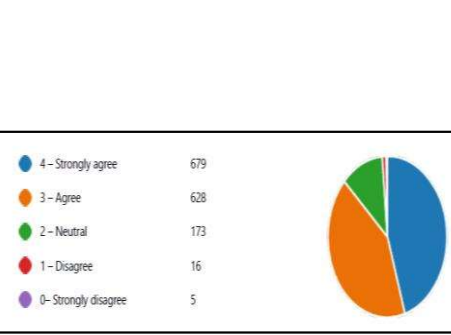
(Autonomous)

S.P.G. Chidambara Nadar - C. Nagammal Campus  
S.P.G.C. Nagar, K. Vellakulam - 625 701.  
(Near VIRUDHUNAGAR)





## NAAC Criteria 2.7.1




### Student Satisfaction Survey Analysis



S.No	Questions	Responses	Inferences	Action Taken
1.	How much of the syllabus was covered in the class?	 <ul style="list-style-type: none"> <li>● 4 – 85 to 100% 594</li> <li>● 3 – 70 to 84% 299</li> <li>● 2 – 55 to 69% 172</li> <li>● 1 – 30 to 54% 190</li> <li>● 0 – Below 30% 246</li> </ul>	About <b>60% of the students</b> reported that 70 to 100% of syllabus was covered in the class.	Few topics of syllabus will be covered through Assignments, Seminars, Self-learning, etc.,
2.	How well did the teachers prepare for the classes?	 <ul style="list-style-type: none"> <li>● 4 – Thoroughly 637</li> <li>● 3 – Satisfactorily 814</li> <li>● 2 – Poorly 34</li> <li>● 1 – Indifferently 9</li> <li>● 0 – Won't teach at all 7</li> </ul>	About <b>96% of the students</b> mentioned that teachers had prepared well for the class.	This shows our faculty member's dedication to the profession
3.	How well were the teachers able to communicate?	 <ul style="list-style-type: none"> <li>● 4 – Always effective 798</li> <li>● 3 – Sometimes effective 551</li> <li>● 2 – Just satisfactorily 136</li> <li>● 1 – Generally ineffective 12</li> <li>● 0 – Very poor communication 4</li> </ul>	About <b>89% of the students</b> stated that teachers are good communicators.	-
4.	The teacher's approach to teaching can best be described as	 <ul style="list-style-type: none"> <li>● 4 – Excellent 603</li> <li>● 3 – Very good 597</li> <li>● 2 – Good 274</li> <li>● 1 – Fair 22</li> <li>● 0 – Poor 5</li> </ul>	About <b>79% of the students</b> stated that teacher's method of instruction is best.	Teaching methodology of faculty members are promoted by make them attend training on ICT tools usage.

5.	Fairness of the internal evaluation process by the teachers.	 <table border="1" data-bbox="741 209 954 384"> <tr><td>4 – Always fair</td><td>704</td></tr> <tr><td>3 – Usually fair</td><td>645</td></tr> <tr><td>2 – Sometimes unfair</td><td>124</td></tr> <tr><td>1 – Usually unfair</td><td>16</td></tr> <tr><td>0 – Unfair</td><td>12</td></tr> </table>	4 – Always fair	704	3 – Usually fair	645	2 – Sometimes unfair	124	1 – Usually unfair	16	0 – Unfair	12	About <b>89% of the students</b> said that teachers' evaluation process were fair.	Our institute has Audit committee members to Evaluate the internal evaluation process
4 – Always fair	704													
3 – Usually fair	645													
2 – Sometimes unfair	124													
1 – Usually unfair	16													
0 – Unfair	12													
6.	Was your performance in assignments discussed with you?	 <table border="1" data-bbox="741 416 954 592"> <tr><td>4 – Every time</td><td>669</td></tr> <tr><td>3 – Usually</td><td>642</td></tr> <tr><td>2 – Occasionally/Sometimes</td><td>149</td></tr> <tr><td>1 – Rarely</td><td>29</td></tr> <tr><td>0 – Never</td><td>12</td></tr> </table>	4 – Every time	669	3 – Usually	642	2 – Occasionally/Sometimes	149	1 – Rarely	29	0 – Never	12	About <b>87% of the students</b> stated that their performance in assignments was discussed.	This shows all our faculty members follow better teaching learning methods
4 – Every time	669													
3 – Usually	642													
2 – Occasionally/Sometimes	149													
1 – Rarely	29													
0 – Never	12													
7.	The institute takes active interest in promoting internship, student exchange, field visit opportunities for students.	 <table border="1" data-bbox="741 608 954 799"> <tr><td>4 – Regularly</td><td>706</td></tr> <tr><td>3 – Often</td><td>492</td></tr> <tr><td>2 – Sometimes</td><td>223</td></tr> <tr><td>1 – Rarely</td><td>60</td></tr> <tr><td>0 – Never</td><td>20</td></tr> </table>	4 – Regularly	706	3 – Often	492	2 – Sometimes	223	1 – Rarely	60	0 – Never	20	About <b>79% of the students</b> stated that institute has active interest in Industry Institute Interaction.	Our Institute gives On-duty for Internship students and supports them with e-learning methods. Every year we arrange Industrial visit for 1 to 3 days for all students.
4 – Regularly	706													
3 – Often	492													
2 – Sometimes	223													
1 – Rarely	60													
0 – Never	20													
8.	The teaching and mentoring process in your institution facilitates you in cognitive, social and emotional growth.	 <table border="1" data-bbox="741 831 954 1023"> <tr><td>4 – Significantly</td><td>623</td></tr> <tr><td>3 – Very well</td><td>620</td></tr> <tr><td>2 – Moderately</td><td>226</td></tr> <tr><td>1 – Marginally</td><td>22</td></tr> <tr><td>0 – Not at all</td><td>10</td></tr> </table>	4 – Significantly	623	3 – Very well	620	2 – Moderately	226	1 – Marginally	22	0 – Not at all	10	About <b>82% of the students</b> said that the institution helps them develop socially, cognitively, and emotionally.	The Mentors were allotted for students to monitor and motivate them to participate in various competitions, Club activities for improving their cognitive & Social skills.
4 – Significantly	623													
3 – Very well	620													
2 – Moderately	226													
1 – Marginally	22													
0 – Not at all	10													
9.	The institution provides multiple opportunities to learn and grow.	 <table border="1" data-bbox="741 1054 954 1374"> <tr><td>4 – Strongly agree</td><td>679</td></tr> <tr><td>3 – Agree</td><td>628</td></tr> <tr><td>2 – Neutral</td><td>173</td></tr> <tr><td>1 – Disagree</td><td>16</td></tr> <tr><td>0 – Strongly disagree</td><td>5</td></tr> </table>	4 – Strongly agree	679	3 – Agree	628	2 – Neutral	173	1 – Disagree	16	0 – Strongly disagree	5	About <b>87% of the students</b> mentioned that the institution offers lots of chances to learn and develop.	Opportunities like Value added courses, Fast track scheme, Honour/ Minor degree for Advanced Learners. Coaching class, peer learning strategies were followed to uplift slow learners. Institution supports the students to participate in various competitions, Placement, Professional/ Societal activities and also offers foreign language courses also.
4 – Strongly agree	679													
3 – Agree	628													
2 – Neutral	173													
1 – Disagree	16													
0 – Strongly disagree	5													



10.	Teachers inform you about your expected competencies, course outcomes and programme outcomes	 <table border="1" data-bbox="734 225 1041 421"> <tr><td>4 - Every time</td><td>694</td></tr> <tr><td>3 - Usually</td><td>633</td></tr> <tr><td>2 - Occasionally/Sometimes</td><td>141</td></tr> <tr><td>1 - Rarely</td><td>28</td></tr> <tr><td>0 - Never</td><td>5</td></tr> </table>	4 - Every time	694	3 - Usually	633	2 - Occasionally/Sometimes	141	1 - Rarely	28	0 - Never	5	About <b>88% of the students</b> reported that teachers had discussed about COs, POs and Competencies with them.	Every semester, a First Day Orientation programme and a course introduction hour were set aside to educate about COs and POs. Additionally, the lab manual and course plan includes COs and POs.
4 - Every time	694													
3 - Usually	633													
2 - Occasionally/Sometimes	141													
1 - Rarely	28													
0 - Never	5													
11.	Your mentor does a necessary follow-up with an assigned task to you.	 <table border="1" data-bbox="734 533 1041 729"> <tr><td>4 - Every time</td><td>726</td></tr> <tr><td>3 - Usually</td><td>612</td></tr> <tr><td>2 - Occasionally/Sometimes</td><td>134</td></tr> <tr><td>1 - Rarely</td><td>26</td></tr> <tr><td>0 - I don't have a mentor</td><td>3</td></tr> </table>	4 - Every time	726	3 - Usually	612	2 - Occasionally/Sometimes	134	1 - Rarely	26	0 - I don't have a mentor	3	About <b>89% of the students</b> mentioned that mentors held regular meetings and took follow-up measures.	Our institute follows a mentor-mentee ratio of 1:15. Student monitoring is done on a regular basis, and in their timetable one hour was allotted for counselling. Mentors help their mentees in their academic, extracurricular, and employment aspirations by following them.
4 - Every time	726													
3 - Usually	612													
2 - Occasionally/Sometimes	134													
1 - Rarely	26													
0 - I don't have a mentor	3													
12.	The teachers illustrate the concepts through examples and applications.	 <table border="1" data-bbox="734 842 1041 1038"> <tr><td>4 - Every time</td><td>690</td></tr> <tr><td>3 - Usually</td><td>651</td></tr> <tr><td>2 - Occasionally/Sometimes</td><td>131</td></tr> <tr><td>1 - Rarely</td><td>27</td></tr> <tr><td>0 - Never</td><td>2</td></tr> </table>	4 - Every time	690	3 - Usually	651	2 - Occasionally/Sometimes	131	1 - Rarely	27	0 - Never	2	About <b>89% of the students</b> stated that teachers used examples and applications to illustrate the topics.	The teachers are using ICT tools, models, videos and simulation for explaining examples and conducts demo for better understanding wherever necessary.
4 - Every time	690													
3 - Usually	651													
2 - Occasionally/Sometimes	131													
1 - Rarely	27													
0 - Never	2													
13.	The teachers identify your strengths and encourage you with providing right level of challenges.	 <table border="1" data-bbox="734 1070 1041 1251"> <tr><td>4 - Fully</td><td>619</td></tr> <tr><td>3 - Reasonably</td><td>618</td></tr> <tr><td>2 - Partially</td><td>198</td></tr> <tr><td>1 - Slightly</td><td>46</td></tr> <tr><td>0 - Unable to</td><td>20</td></tr> </table>	4 - Fully	619	3 - Reasonably	618	2 - Partially	198	1 - Slightly	46	0 - Unable to	20	About <b>82% of the students</b> said that teachers recognised their skills and encouraged them by presenting the appropriate degree of challenges.	The teacher recognizes the strength of the students by active learning & listening in class and the assignments were given based on their challenging level.
4 - Fully	619													
3 - Reasonably	618													
2 - Partially	198													
1 - Slightly	46													
0 - Unable to	20													
14.	Teachers are able to identify your weaknesses and help you to overcome them.	 <table border="1" data-bbox="734 1286 1041 1445"> <tr><td>4 - Every time</td><td>599</td></tr> <tr><td>3 - Usually</td><td>599</td></tr> <tr><td>2 - Occasionally/Sometimes</td><td>210</td></tr> <tr><td>1 - Rarely</td><td>66</td></tr> <tr><td>0 - Never</td><td>27</td></tr> </table>	4 - Every time	599	3 - Usually	599	2 - Occasionally/Sometimes	210	1 - Rarely	66	0 - Never	27	About <b>79% of the students</b> said that their teachers were able to recognise their deficiencies and assist them in overcoming them.	Teacher identifies the students weakness by their behavioural action in the class and help them by giving proper counselling/coaching/practising
4 - Every time	599													
3 - Usually	599													
2 - Occasionally/Sometimes	210													
1 - Rarely	66													
0 - Never	27													

15.	The institution makes effort to engage students in the monitoring, review and continuous quality improvement of the teaching learning process.	 <table border="1" data-bbox="734 316 1211 517"> <tr><td>4 - Strongly agree</td><td>640</td></tr> <tr><td>3 - Agree</td><td>656</td></tr> <tr><td>2 - Neutra</td><td>172</td></tr> <tr><td>1 - Disagree</td><td>29</td></tr> <tr><td>0 - Strongly disagree</td><td>4</td></tr> </table>	4 - Strongly agree	640	3 - Agree	656	2 - Neutra	172	1 - Disagree	29	0 - Strongly disagree	4	About <b>86% of the students</b> mentioned that the institution made an effort to involve students in the monitoring, review, and ongoing quality improvement of the teaching and learning process	The Institute conducts 3 Continuous Internal Assessments, Review for Mini Project, IV-year Project work periodically for monitoring the improvement of students learning process. Once a year, the institute has a Performance Analysis Committee Meeting to review and update the goals for academic and extracurricular activities.
4 - Strongly agree	640													
3 - Agree	656													
2 - Neutra	172													
1 - Disagree	29													
0 - Strongly disagree	4													
16.	The institute/ teachers use student centric methods, such as experiential learning, participative learning and problem solving methodologies for enhancing learning experiences.	 <table border="1" data-bbox="734 691 1211 892"> <tr><td>4 - To a great extent</td><td>640</td></tr> <tr><td>3 - Moderate</td><td>656</td></tr> <tr><td>2 - Some what</td><td>158</td></tr> <tr><td>1 - Very little</td><td>34</td></tr> <tr><td>0 - Not at all</td><td>13</td></tr> </table>	4 - To a great extent	640	3 - Moderate	656	2 - Some what	158	1 - Very little	34	0 - Not at all	13	About <b>86% of the students</b> stated that teachers use student-centric techniques to improve learning experiences, such as experiential learning, participatory learning, and problem-solving strategies.	Many Teachers follow experiential learning, participative learning and problem solving methodologies for enhancing learning experiences from the first year itself.
4 - To a great extent	640													
3 - Moderate	656													
2 - Some what	158													
1 - Very little	34													
0 - Not at all	13													
17.	Teachers encourage you to participate in extracurricular activities.	 <table border="1" data-bbox="734 973 1211 1174"> <tr><td>4 - Strongly agree</td><td>654</td></tr> <tr><td>3 - Agree</td><td>603</td></tr> <tr><td>2 - Neutral</td><td>192</td></tr> <tr><td>1 - Disagree</td><td>36</td></tr> <tr><td>0 - Strongly disagree</td><td>16</td></tr> </table>	4 - Strongly agree	654	3 - Agree	603	2 - Neutral	192	1 - Disagree	36	0 - Strongly disagree	16	About <b>83% of the students</b> mentioned that the teachers encourage their students to participate in extracurricular activities.	Teachers generally urge students to take part in extracurricular activities. There are 19 clubs available at the institute. In practise Club hours, Physical education hour were allotted for our students.
4 - Strongly agree	654													
3 - Agree	603													
2 - Neutral	192													
1 - Disagree	36													
0 - Strongly disagree	16													
18.	Efforts are made by the institute/ teachers to inculcate soft skills, life skills and employability skills to make you ready for the world of work.	 <table border="1" data-bbox="734 1233 1211 1434"> <tr><td>4 - To a great extent</td><td>672</td></tr> <tr><td>3 - Moderate</td><td>634</td></tr> <tr><td>2 - Some what</td><td>153</td></tr> <tr><td>1 - Very little</td><td>32</td></tr> <tr><td>0 - Not at all</td><td>10</td></tr> </table>	4 - To a great extent	672	3 - Moderate	634	2 - Some what	153	1 - Very little	32	0 - Not at all	10	About <b>86% of the students</b> stated that the institute/ teachers make an effort to teach soft skills, life skills, and employability skills to prepare them for the workplace.	Many soft skills, life skills and employability skills programmes were conducted for I, II, III and IV year regularly by Placement training cell.
4 - To a great extent	672													
3 - Moderate	634													
2 - Some what	153													
1 - Very little	32													
0 - Not at all	10													

19.	What percentage of teachers use ICT tools such as LCD projector, Multimedia, etc. while teaching.	<ul style="list-style-type: none"> <li>● 4 - Above 90% 714</li> <li>● 3 - 70 - 89% 576</li> <li>● 2 - 50 - 69% 169</li> <li>● 1 - 30 - 49% 27</li> <li>● 0 - Below 29% 15</li> </ul> 	About 85% of the students said that 70-100% of teachers currently use ICT technologies like LCD projectors, multimedia, etc. when teaching.	Most of the classrooms are equipped with LCD Projector, Wi-Fi facility. All the teachers were trained to use ICT tools and they are practising it for their teaching.
20.	The overall quality of teaching-learning process in your institute is very good.	<ul style="list-style-type: none"> <li>● 4 - Strongly agree 688</li> <li>● 3 - Agree 633</li> <li>● 2 - Neutral 155</li> <li>● 1 - Disagree 18</li> <li>● 0 - Strongly disagree 7</li> </ul> 	About 87% of the students agreed that the institute's overall teaching-learning process is of a very high calibre.	The institution conducts mid sem feedback and end sem feedback to the students regarding the continuous quality improvement of the teaching learning process.

*B.807*  
Feedback Inchange

*A.S - Bm*  
*23/11/23*  
Dean Academics  
Dr. R. SURESH BABU, M.E., M.B.A., Ph.D.,  
Professor & Dean (Academic Courses)  
KAMARAJ College of Engineering and Technology  
(Autonomous)  
S.P.G. Chidambara Nadar - C. Nagammal Campus,  
S.P.G.C. Nagar, K. Vellakulam - 625 701  
(Near VIRUDHUNAGAR).

*2023*  
PRINCIPAL  
Dr. S. SENTHIL, M.E., Ph.D.,  
PRINCIPAL  
KAMARAJ College of Engineering and Technology  
(Autonomous)  
S.P.G. Chidambara Nadar - C. Nagammal Campus,  
S.P.G.C. Nagar, K. Vellakulam - 625 701.  
(Near VIRUDHUNAGAR).

*G.P. G. / 22/11/2023*  
IAAC Coordinators  
Dr. T. Pandiselvi, M.E., Ph.D.,  
Coordinator  
Internal Quality Assurance Cell  
KAMARAJ College of Engineering and Technology  
(Autonomous)  
S.P.G. Chidambara Nadar - C. Nagammal Campus  
S.P.G.C. Nagar, K. Vellakulam - 625 701  
(Near VIRUDHUNAGAR)

## View results

Respondent

10 SAKTHIBALA.K(MTR)

02:55

Time to complete

1. Please confirm this is the first and only time you answer this survey. \*

Yes

No

2. Age \*

3. College Name \*

Kamaraj College of Engineering and Technology



4. Department \*

- CSE
- ECE
- EIE
- EEE
- Information Technology
- Bio Technology
- Mechanical Engineering
- Mechatronics Engineering
- AI & DS

5. Year \*

- II Year
- III Year
- IV Year
- Others

6. Gender \*

- Female
- Male
- Transgender

7. What degree program are you pursuing now? \*

- Bachelor's
- Master's
- PhD
- Others

8. What subject area are you currently pursuing? (Choose Professional for Engineering) \*

- Professional

9. How much of the syllabus was covered in the class? \*

- 4 – 85 to 100%
- 3 – 70 to 84%
- 2 – 55 to 69%
- 1– 30 to 54%
- 0 –Below 30%

10. How well did the teachers prepare for the classes? \*

- 4 –Thoroughly
- 3 – Satisfactorily
- 2 – Poorly
- 1 – Indifferently
- 0 – Won't teach at all

11. How well were the teachers able to communicate? \*

- 4 – Always effective
- 3 – Sometimes effective
- 2 – Just satisfactorily
- 1– Generally ineffective
- 0– Very poor communication

12. The teacher's approach to teaching can best be described as \*

- 4– Excellent
- 3 – Very good
- 2 – Good
- 1 – Fair
- 0– Poor

13. Fairness of the internal evaluation process by the teachers \*

- 4 – Always fair
- 3 – Usually fair
- 2 – Sometimes unfair
- 1 – Usually unfair
- 0– Unfair

14. Was your performance in assignments discussed with you? \*

- 4 – Every time
- 3 – Usually
- 2 – Occasionally/Sometimes
- 1 – Rarely
- 0– Never

15. The institute takes active interest in promoting internship, student exchange, field visit opportunities for students \*

- 4 – Regularly
- 3 – Often
- 2 – Sometimes
- 1 – Rarely
- 0– Never

16. The teaching and mentoring process in your institution facilitates you in cognitive, social and emotional growth. \*

- 4 – Significantly
- 3 – Very well
- 2 – Moderately
- 1 – Marginally
- 0– Not at all

17. The institution provides multiple opportunities to learn and grow. \*

- 4 – Strongly agree
- 3 – Agree
- 2 – Neutral
- 1 – Disagree
- 0– Strongly disagree

18. Teachers inform you about your expected competencies, course outcomes and programme outcomes. \*

- 4 – Every time
- 3 – Usually
- 2– Occasionally/Sometimes
- 1 – Rarely
- 0– Never

19. Your mentor does a necessary follow-up with an assigned task to you. \*

- 4 – Every time
- 3 – Usually
- 2 – Occasionally/Sometimes
- 1 – Rarely
- 0 – I don't have a mentor

20. The teachers illustrate the concepts through examples and applications. \*

- 4 – Every time
- 3 – Usually
- 2 – Occasionally/Sometimes
- 1– Rarely
- 0 – Never

21. The teachers identify your strengths and encourage you with providing right level of challenges. \*

- 4 – Fully
- 3 – Reasonably
- 2 – Partially
- 1 – Slightly
- 0– Unable to



22. Teachers are able to identify your weaknesses and help you to overcome them. \*

- 4 – Every time
- 3 – Usually
- 2 – Occasionally/Sometimes
- 1 – Rarely
- 0 – Never

23. The institution makes effort to engage students in the monitoring, review and continuous quality improvement of the teaching learning process. \*

- 4 – Strongly agree
- 3 – Agree
- 2 – Neutral
- 1 – Disagree
- 0 – Strongly disagree

24. The institute/ teachers use student centric methods, such as experiential learning, participative learning and problem solving methodologies for enhancing learning experiences. \*

- 4 – To a great extent
- 3 – Moderate
- 2 – Some what
- 1 – Very little
- 0 – Not at all

25. Teachers encourage you to participate in extracurricular activities. \*

- 4 – Strongly agree
- 3 – Agree
- 2 – Neutral
- 1 – Disagree
- 0 – Strongly disagree

26. Efforts are made by the institute/ teachers to inculcate soft skills, life skills and employability skills to make you ready for the world of work. \*

4 – To a great extent

3 – Moderate

2 – Some what

1 – Very little

0 – Not at all

27. What percentage of teachers use ICT tools such as LCD projector, Multimedia, etc. while teaching. \*

4 – Above 90%

3 – 70 – 89%

2 – 50 – 69%

1 – 30 – 49%

0 – Below 29%

28. The overall quality of teaching-learning process in your institute is very good

- 4 - Strongly agree
- 3 - Agree
- 2 - Neutral
- 1 - Disagree
- 0 - Strongly disagree

29. Give three observation / suggestions to improve the overall teaching - learning experience in your institution. \*

Nil

*Biday*  
Feedback In-Charge

*R.S - Dean*  
*23/11/23*

Dean Academics

**Dr. R. SURESH BABU, M.E., M.B.A., Ph.D.,**  
Professor & Dean (Academic Courses)  
KAMARAJ College of Engineering and Technology  
(Autonomous)  
S.P.G. Chidambara Nadar - C. Nagammal Campus,  
S.P.G. C. Nagar, K. Vellakulam - 625 701  
(Near VIRUDHUNAGAR).

*T. Pandiselvi* / 22/11/2023  
IQAC Coordinator  
**Dr. T. Pandiselvi, M.E., Ph.D.,**  
Coordinator  
Internal Quality Assurance Cell  
KAMARAJ College of Engineering and Technology  
(Autonomous)  
S.P.G. Chidambara Nadar - C. Nagammal Campus  
S.P.G. C. Nagar, K. Vellakulam - 625 701  
(Near VIRUDHUNAGAR)

*Senthil*  
Principal

**Dr. S. SENTHIL, M.E., Ph.D.,**  
PRINCIPAL  
KAMARAJ College of Engineering and Technology  
(Autonomous)  
S.P.G. Chidambara Nadar - C. Nagammal Campus,  
S.P.G. C. Nagar, K. Vellakulam - 625 701.  
(Near VIRUDHUNAGAR).

## View results

Respondent

5 LOGESH.S(EE)

02:06

Time to complete

1. Please confirm this is the first and only time you answer this survey. \*

Yes

No

2. Age \*

3. College Name \*

Kamaraj College of Engineering and Technology

4. Department \*

- CSE
- ECE
- EIE
- EEE
- Information Technology
- Bio Technology
- Mechanical Engineering
- Mechatronics Engineering
- AI & DS

5. Year \*

- II Year
- III Year
- IV Year
- Others

6. Gender \*

- Female
- Male
- Transgender

7. What degree program are you pursuing now? \*

- Bachelor's
- Master's
- PhD
- Others

8. What subject area are you currently pursuing? (Choose Professional for Engineering) \*

- Professional

9. How much of the syllabus was covered in the class? \*

- 4 – 85 to 100%
- 3 – 70 to 84%
- 2 – 55 to 69%
- 1– 30 to 54%
- 0 –Below 30%

10. How well did the teachers prepare for the classes? \*

- 4 –Thoroughly
- 3 – Satisfactorily
- 2 – Poorly
- 1 – Indifferently
- 0 – Won't teach at all

11. How well were the teachers able to communicate? \*

- 4 – Always effective
- 3 – Sometimes effective
- 2 – Just satisfactorily
- 1– Generally ineffective
- 0– Very poor communication



12. The teacher's approach to teaching can best be described as \*

- 4– Excellent
- 3 – Very good
- 2 – Good
- 1 – Fair
- 0– Poor

13. Fairness of the internal evaluation process by the teachers \*

- 4 – Always fair
- 3 – Usually fair
- 2 – Sometimes unfair
- 1 – Usually unfair
- 0– Unfair

14. Was your performance in assignments discussed with you? \*

- 4 – Every time
- 3 – Usually
- 2 – Occasionally/Sometimes
- 1 – Rarely
- 0– Never

15. The institute takes active interest in promoting internship, student exchange, field visit opportunities for students \*

- 4 – Regularly
- 3 – Often
- 2 – Sometimes
- 1 – Rarely
- 0– Never

16. The teaching and mentoring process in your institution facilitates you in cognitive, social and emotional growth. \*

- 4 – Significantly
- 3 – Very well
- 2 – Moderately
- 1 – Marginally
- 0– Not at all

17. The institution provides multiple opportunities to learn and grow. \*

- 4 – Strongly agree
- 3 – Agree
- 2 – Neutral
- 1 – Disagree
- 0– Strongly disagree

18. Teachers inform you about your expected competencies, course outcomes and programme outcomes. \*

- 4 – Every time
- 3 – Usually
- 2– Occasionally/Sometimes
- 1 – Rarely
- 0– Never

19. Your mentor does a necessary follow-up with an assigned task to you. \*

- 4 – Every time
- 3 – Usually
- 2 – Occasionally/Sometimes
- 1 – Rarely
- 0 – I don't have a mentor

20. The teachers illustrate the concepts through examples and applications. \*

- 4 – Every time
- 3 – Usually
- 2 – Occasionally/Sometimes
- 1– Rarely
- 0 – Never

21. The teachers identify your strengths and encourage you with providing right level of challenges. \*

- 4 – Fully
- 3 – Reasonably
- 2 – Partially
- 1 – Slightly
- 0– Unable to

22. Teachers are able to identify your weaknesses and help you to overcome them. \*

- 4 – Every time
- 3 – Usually
- 2 – Occasionally/Sometimes
- 1 – Rarely
- 0 – Never

23. The institution makes effort to engage students in the monitoring, review and continuous quality improvement of the teaching learning process. \*

- 4 – Strongly agree
- 3 – Agree
- 2 – Neutral
- 1 – Disagree
- 0 – Strongly disagree

24. The institute/ teachers use student centric methods, such as experiential learning, participative learning and problem solving methodologies for enhancing learning experiences. \*

- 4 – To a great extent
- 3 – Moderate
- 2 – Some what
- 1 – Very little
- 0 – Not at all

25. Teachers encourage you to participate in extracurricular activities. \*

- 4 – Strongly agree
- 3 – Agree
- 2 – Neutral
- 1 – Disagree
- 0 – Strongly disagree

26. Efforts are made by the institute/ teachers to inculcate soft skills, life skills and employability skills to make you ready for the world of work. \*

- 4 – To a great extent
- 3 – Moderate
- 2 – Some what
- 1 – Very little
- 0 – Not at all

27. What percentage of teachers use ICT tools such as LCD projector, Multimedia, etc. while teaching. \*

- 4 – Above 90%
- 3 – 70 – 89%
- 2 – 50 – 69%
- 1 – 30 – 49%
- 0 – Below 29%



28. The overall quality of teaching-learning process in your institute is very good

- 4 - Strongly agree
- 3 - Agree
- 2 - Neutral
- 1 - Disagree
- 0 - Strongly disagree

29. Give three observation / suggestions to improve the overall teaching - learning experience in your institution. \*

Good in teaching

*B. day*

Feedback In-charge

*G.P. Liji*  
22/11/23

IQAC Coordinator

**Dr. T. Pandiselvi, M.E., Ph.D.,**  
Coordinator  
Internal Quality Assurance Cell  
KAMARAJ College of Engineering and Technology  
(Autonomous)  
S.P.G. Chidambara Nadar - C. Nagammal Campus  
S.P.G.C. Nagar, K. Vellakulam - 625 701  
(Near VIRUDHUNAGAR)

*A.S. - An*  
22/11/23

Dean Academics

**Dr. R. SURESH BABU, M.E., M.B.A., Ph.D.,**  
Professor & Dean (Academic Courses)  
KAMARAJ College of Engineering and Technology  
(Autonomous)  
S.P.G. Chidambara Nadar - C. Nagammal Campus,  
S.P.G.C. Nagar, K. Vellakulam - 625 701  
(Near VIRUDHUNAGAR).

*S.S. Senthil*  
Principal

**Dr. S. SENTHIL, M.E., Ph.D.,**  
PRINCIPAL  
KAMARAJ College of Engineering and Technology  
(Autonomous)  
S.P.G. Chidambara Nadar - C. Nagammal Campus,  
S.P.G.C. Nagar, K. Vellakulam - 625 701.  
(Near VIRUDHUNAGAR).

## View results

Respondent

24

DHANISH.D(IT)

01:20

Time to complete

1. Please confirm this is the first and only time you answer this survey. \*

Yes

No

2. Age \*

3. College Name \*

Kamaraj College of Engineering and Technology

4. Department \*

- CSE
- ECE
- EIE
- EEE
- Information Technology
- Bio Technology
- Mechanical Engineering
- Mechatronics Engineering
- AI & DS

5. Year \*

- II Year
- III Year
- IV Year
- Others

6. Gender \*

- Female
- Male
- Transgender

7. What degree program are you pursuing now? \*

- Bachelor's
- Master's
- PhD
- Others

8. What subject area are you currently pursuing? (Choose Professional for Engineering) \*

- Professional

9. How much of the syllabus was covered in the class? \*

- 4 – 85 to 100%
- 3 – 70 to 84%
- 2 – 55 to 69%
- 1– 30 to 54%
- 0 –Below 30%

10. How well did the teachers prepare for the classes? \*

- 4 –Thoroughly
- 3 – Satisfactorily
- 2 – Poorly
- 1 – Indifferently
- 0 – Won't teach at all

11. How well were the teachers able to communicate? \*

- 4 – Always effective
- 3 – Sometimes effective
- 2 – Just satisfactorily
- 1– Generally ineffective
- 0– Very poor communication

12. The teacher's approach to teaching can best be described as \*

- 4– Excellent
- 3 – Very good
- 2 – Good
- 1 – Fair
- 0– Poor

13. Fairness of the internal evaluation process by the teachers \*

- 4 – Always fair
- 3 – Usually fair
- 2 – Sometimes unfair
- 1 – Usually unfair
- 0– Unfair

14. Was your performance in assignments discussed with you? \*

- 4 – Every time
- 3 – Usually
- 2 – Occasionally/Sometimes
- 1 – Rarely
- 0– Never

15. The institute takes active interest in promoting internship, student exchange, field visit opportunities for students \*

- 4 – Regularly
- 3 – Often
- 2 – Sometimes
- 1 – Rarely
- 0– Never

16. The teaching and mentoring process in your institution facilitates you in cognitive, social and emotional growth. \*

- 4 – Significantly
- 3 – Very well
- 2 – Moderately
- 1 – Marginally
- 0– Not at all

17. The institution provides multiple opportunities to learn and grow. \*

- 4 – Strongly agree
- 3 – Agree
- 2 – Neutral
- 1 – Disagree
- 0– Strongly disagree



18. Teachers inform you about your expected competencies, course outcomes and programme outcomes. \*

- 4 – Every time
- 3 – Usually
- 2– Occasionally/Sometimes
- 1 – Rarely
- 0– Never

19. Your mentor does a necessary follow-up with an assigned task to you. \*

- 4 – Every time
- 3 – Usually
- 2 – Occasionally/Sometimes
- 1 – Rarely
- 0 – I don't have a mentor

20. The teachers illustrate the concepts through examples and applications. \*

- 4 – Every time
- 3 – Usually
- 2 – Occasionally/Sometimes
- 1– Rarely
- 0 – Never

21. The teachers identify your strengths and encourage you with providing right level of challenges. \*

- 4 – Fully
- 3 – Reasonably
- 2 – Partially
- 1 – Slightly
- 0– Unable to

22. Teachers are able to identify your weaknesses and help you to overcome them. \*

- 4 – Every time
- 3 – Usually
- 2 – Occasionally/Sometimes
- 1 – Rarely
- 0 – Never

23. The institution makes effort to engage students in the monitoring, review and continuous quality improvement of the teaching learning process. \*

- 4 – Strongly agree
- 3 – Agree
- 2 – Neutral
- 1 – Disagree
- 0 – Strongly disagree

24. The institute/ teachers use student centric methods, such as experiential learning, participative learning and problem solving methodologies for enhancing learning experiences. \*

- 4 – To a great extent
- 3 – Moderate
- 2 – Some what
- 1 – Very little
- 0 – Not at all

25. Teachers encourage you to participate in extracurricular activities. \*

- 4 – Strongly agree
- 3 – Agree
- 2 – Neutral
- 1 – Disagree
- 0 – Strongly disagree

26. Efforts are made by the institute/ teachers to inculcate soft skills, life skills and employability skills to make you ready for the world of work. \*

4 – To a great extent

3 – Moderate

2 – Some what

1 – Very little

0 – Not at all

27. What percentage of teachers use ICT tools such as LCD projector, Multimedia, etc. while teaching. \*

4 – Above 90%

3 – 70 – 89%

2 – 50 – 69%

1 – 30 – 49%

0 – Below 29%

28. The overall quality of teaching-learning process in your institute is very good \*

- 4 – Strongly agree
- 3 – Agree
- 2 – Neutral
- 1 – Disagree
- 0 – Strongly disagree

29. Give three observation / suggestions to improve the overall teaching – learning experience in your institution. \*

*B. Jay*  
Feedback In-charge

*T. Pandiselvi*  
22/11/2023  
IQAC Coordinator  
Dr. T. Pandiselvi, M.E., Ph.D.,  
Coordinator  
Internal Quality Assurance Cell  
KAMARAJ College of Engineering and Technology  
(Autonomous)  
S.P.G. Chidambara Nadar - C. Nagammal Campus  
S.P.G.C. Nagar, K. Vellakulam - 625 701  
(Near VIRUDHUNAGAR)

*N.J. - Sun*  
25/11/23  
Dean Academics

Dr. R. SURESH BABU, M.E., M.B.A., Ph.D.,  
Professor & Dean (Academic Courses)  
KAMARAJ College of Engineering and Technology,  
(Autonomous)  
S.P.G. Chidambara Nadar - C. Nagammal Campus,  
S.P.G.C. Nagar, K. Vellakulam - 625 701  
(Near VIRUDHUNAGAR).

*S. Senthil*  
Principal

Dr. S. SENTHIL, M.E., Ph.D.,  
PRINCIPAL  
KAMARAJ College of Engineering and Technology  
(Autonomous)  
S.P.G. Chidambara Nadar - C. Nagammal Campus,  
S.P.G.C. Nagar, K. Vellakulam - 625 701.  
(Near VIRUDHUNAGAR).