

**7.1.8 Describe the Institutional efforts/initiatives in providing an inclusive environment i.e., tolerance and harmony towards cultural, regional, linguistic, communal socioeconomic and other diversities (within 500 words). [5]**

**Religion-Wise Students Count during the past five years**

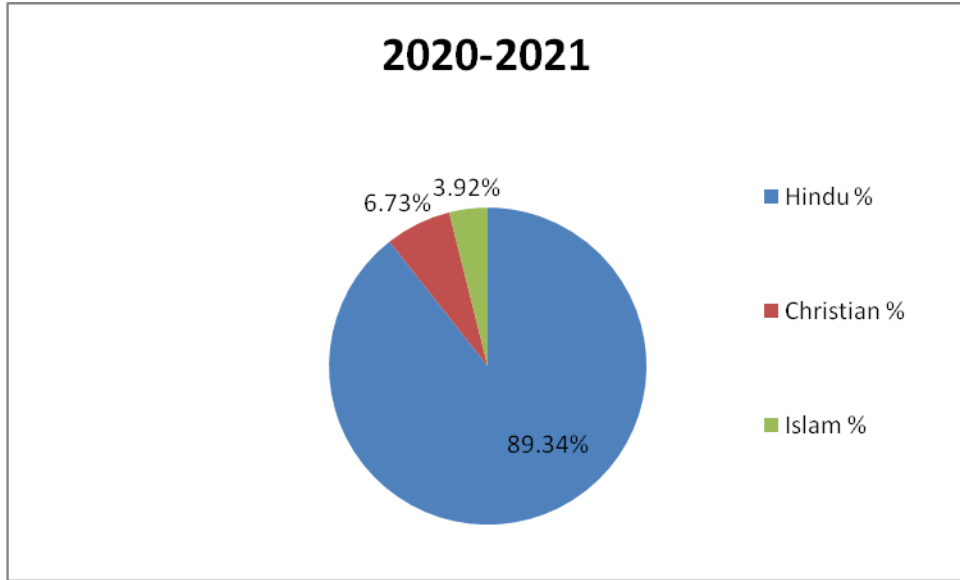
Academic Year	Religion															
	Hindu				Christian				Islam				Buddhist			
	I	II	III	IV	I	II	III	IV	I	II	III	IV	I	II	III	IV
<b>2020-2021</b>	340	423	477	696	37	26	41	42	13	15	19	38	-	-	-	1

Academic Year	Religion Wise %		
	Hindu	Christian	Islam
<b>2020-2021</b>	89.30	6.73	3.92

**Count of Other state students admitted during the past five years**

Academic Year	No. of students from Other States
<b>2020-2021</b>	14

**Students Admission during the Academic Year 2020-2021 (Religion Wise)**



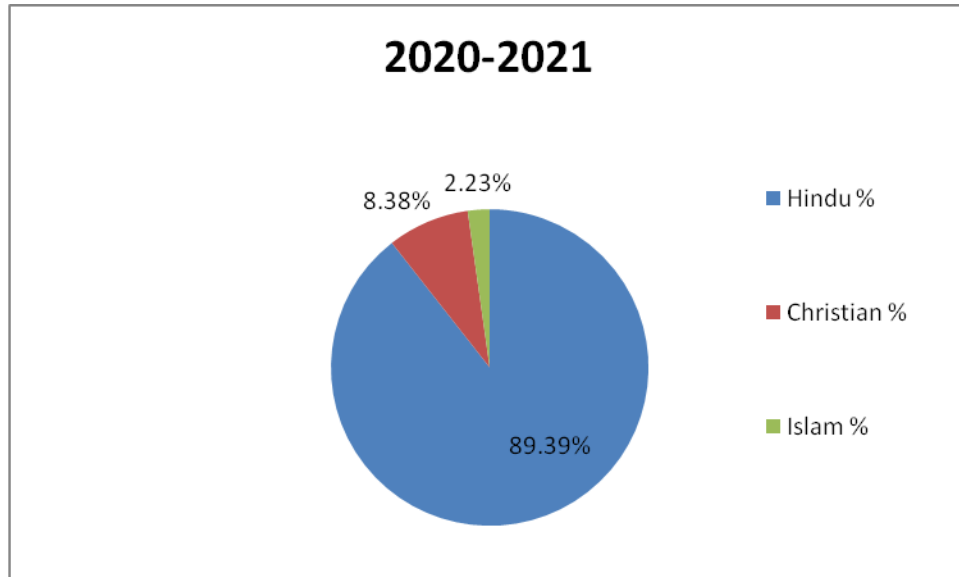
**Religion-Wise Staff Count during the past five years**

Academic Year	Religion		
	Hindu	Christian	Islam
2020-2021	160	15	4

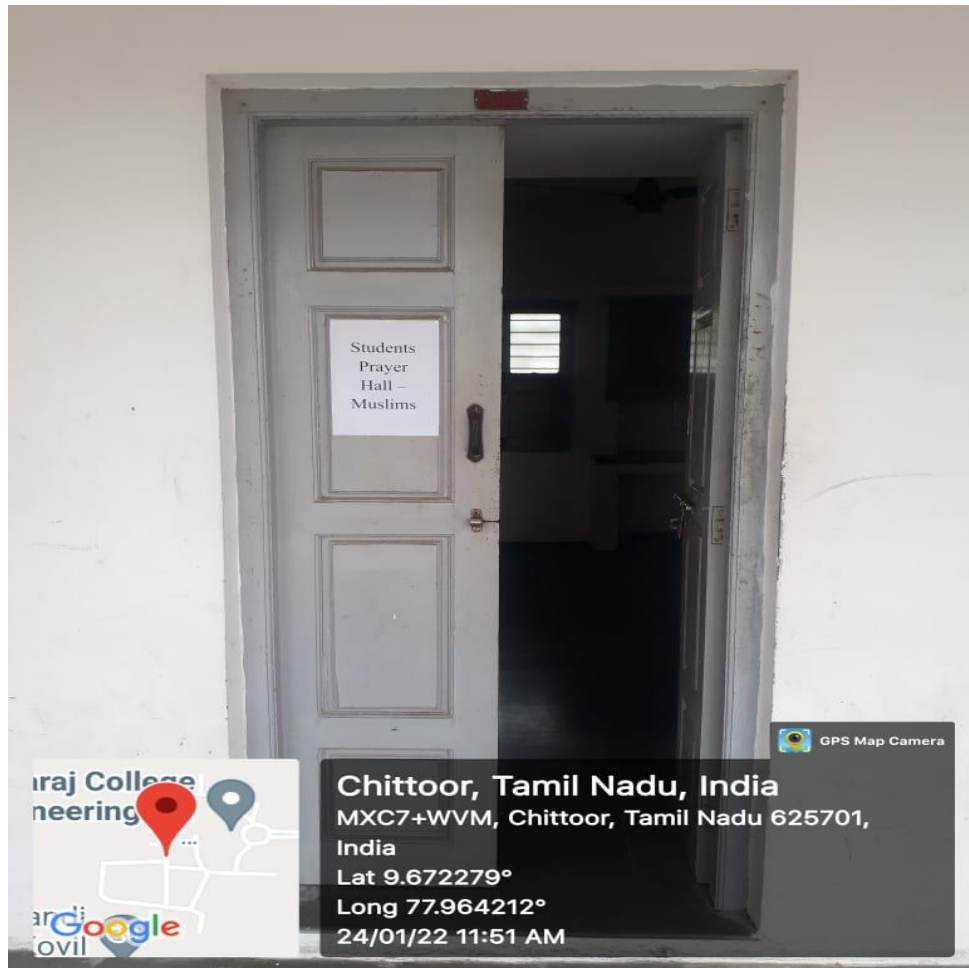
**Percentage of Religion-Wise Staff Count during the past five years**

Academic Year	Religion Wise %		
	Hindu	Christian	Islam
2020-2021	89.39	8.38	2.23

## Faculty members Religion Wise Statistics during the Academic Year 2020-2021



**Prayer Hall – Christians**



**Prayer Hall – Muslims**