

KAMARAJ
COLLEGE OF ENGINEERING & TECHNOLOGY



®

(An Autonomous Institution - AFFILIATED TO ANNA UNIVERSITY, CHENNAI)

S.P.G.Chidambara Nadar - C.Nagammal Campus

S.P.G.C.Nagar, K.Vellakulam - 625 701, (Near Virudhunagar), Madurai District.

ONLINE STUDENT INDUCTION PROGRAM

2020-2021

Coordinators

Dr.M.Vasanthi,

Dean Academics

R.Sakthivel Murugan,

Assistant Professor/Mechanical

Mr.P.Aravindh,

Training Organizer

Online Student Induction Programme – 2020-2021

For First Year Students 2021 BATCH

Committee List

S.No	Committee Name	Responsibilities	Faculty In charges
	Co-Ordinators	<ul style="list-style-type: none"> To organize, monitor and follow up the entire program. Conduct meetings with the committee members for proper conduct of the program and its progress. 	Dr.M.Vasanthi, Dean Academics Mr.R.Sakthivel Murugan, AP/Mech Mr.P.Aravind, Training Coordinator
1	Online Technical Team	<ul style="list-style-type: none"> To create user ids, password for the respective student. To create TEAMS for the conduct of the entire programme. To solve any technical issues for the students regarding log in, password resets, connectivity through department incharges. Online Event Link Creation for various activities. 	Mr.B.Balasubramanian, System Administrator Mr.Balaji, Mr.Sudarson
2	Online Streaming Team	<ul style="list-style-type: none"> Stream the special lectures session through streamyards in youtube. Broadcast the session using required hardwares on the scheduled time. Make a trial with the resource person for checking the audio and video quality a day prior to the schedule. 	Mr.N.R.Madhan, AP/Mech (I/c) Mr.P.Praveen Kumar, AP/IT Mr.Muthukrishna Vinayagam, AP/CSE Mr.Sivakumaravel, AP/PT Mr.Wesley Moses Samdoss, AP/ECE Mr. P. Pandiaraj, AP/Maths

Online Student Induction Programme – 2020-2021

		<ul style="list-style-type: none"> Provide technical support for the resource persons if needed. 	
3	Inaugural and Valedictory Sessions	<ul style="list-style-type: none"> To prepare agenda for inaugural and valedictory sessions. Conduct of the inaugural and valedictory sessions. 	Dr.K.Geetha, First Year Coordinator, Dr. S. Luna Eunice AP/ Chem.
4	Special Lectures Arrangement Team	<ul style="list-style-type: none"> Arranging Special Lectures for the Online SIP. Chief Guest contacts and fixing appointments. Coordinating with the resource person for the smooth conduct. 	Mr.A.Azarudeen, Placement Officer, Mr.R.S.Mutharasu, Technician/TDP
5	Special Lectures – Communication Team	<ul style="list-style-type: none"> Invitation and sending thanks letter to the guest speaker via mail. Introduction and Vote of thanks for the special lecture sessions. 	Mrs.Kayalvizhi, AP/English (I/c) Mr.Pradeep Kumar, AP/English
6	Yoga and Art of Living Sessions	<ul style="list-style-type: none"> To Organize Yoga session as suggested by AICTE via online. To prepare videos for art of living sessions and broadcast via teams. Attendance report for the yoga sessions 	Mrs. V.Sutha Jebakumari, AP/CSE (I/c) Mrs.J.Vijaya Keerthana, AP/CIVIL Dr.K.Manikandan, AP/Physics Dr. J.Dhanalakshmi, ASP/Chemistry
7	Department Activity Committee	<ul style="list-style-type: none"> Conduct department group activity as per AICTE guidelines. Student technical issues to be resolved with support from online technical team. Online Report to be provided at the end of each day (Attendance, Activity Proof, Session information etc). 	Mrs.P.Swathika, AP/CSE (CSE) Mr.P.Rajasekaran, AP/CSE (AI&DS) Mr.D.Vendhan, AP/IT Mrs.C.Nagadevi, AP/EEE Mrs.A.J.Bhavaneswari, AP/ECE Mr.S.Ramesh Prabhu, AP/EIE Mr.B.K.Parrthipan, AP/MECH

Online Student Induction Programme – 2020-2021

		<ul style="list-style-type: none"> Manage with activities at any time, in case of any cancellation/ guest speaker session changes. 	Mr.S.Kannappan,AP/MTR Mr.P.Ganesh Prabhu, AP/CIVIL Mrs.Soundarya Lakshmi, AP/BT Mr.K.Agathiyan, AP/PT
8	Student Communication Team	<ul style="list-style-type: none"> Intimation about the Student Induction Program schedule to the respective department students. Whatsapp group creation Teams links, session schedule sharing with the respective department students. Student technical issues to be resolved with support from online technical team. 	First Year Chairpersons of respective department.
9	Universal Human Values Sessions	<ul style="list-style-type: none"> Taking Sessions on Universal Human Values as suggested in the AICTE FDP program, as per the scheduled time in respective teams groups. Conducting online activities related to UHV in teams. 	Mrs.S.Santhiya, AP/EIE (I/C) Dr.P.Kailash, AP/PT (I/C) Mr.K.M.Sathish Kumar (I/C) <ol style="list-style-type: none"> Mr.A. R.Shiva kumar, AP/Chemistry & Mr.Siva Kumar, AP/Chemistry Mr.Sundarrajan, AP/English, Mr.Vairamani AP/English Mrs.Hema AP/Physics, Mr.Sakthiraj AP/Physics Mrs.Shamim Rishwana AP/Chemistry, Mrs.Bharathy AP/Physics Mr.Subakar AP/Civil

Online Student Induction Programme – 2020-2021

			Mr.Pon Karthikeyan AP/Civil
10	Department Address	<ul style="list-style-type: none"> • Organize an orientation program in the respective departments which includes department activities, department staff introduction, achievements, Alumni Details, Industrial Visit Organized, Projects to showcase etc. • Virtual tour of the department to be planned. 	Respective HoD's
11	Feedback Committee	<ul style="list-style-type: none"> • Prepare a format for Online feedback and get approval. • Feedback Analysis to be done at last for report preparation. 	Dr.A.Thamilisai, AP/Maths Dr.R.Mehala, AP/Maths Ms.Kavitha, AP/EIE Mrs.Amutha Lakshmi, AP/BT
12	Certificate Committee	<ul style="list-style-type: none"> • E-Certificate Design preparation. • Sending E-Certificates to all the participants after the valedictory session. 	Dr.Karthi Kumar, AP/BT Ms.T.Rajashree, AP/CSE
13	SIP Report Preparation Team	<ul style="list-style-type: none"> • Coordinate with each committee in collecting the necessary documents on proper time. • Collection of documents on each day. • Make a booklet at the end of the programme. 	Dr.N.Pradeeba, HOD/English (I/c) Mrs.Sri Rama Priya, Apt Trainer Ms.Reenu, AP/EEE
14	Website Intimation	<ul style="list-style-type: none"> • To update the details about the programme in the college website with all links. 	Mrs.D.Gayathridevi, AP/IT



(An Autonomous Institution - AFFILIATED TO ANNA UNIVERSITY, CHENNAI)
 S.P.G.Chidambara Nadar - C.Nagammal Campus
 S.P.G.C.Nagar, K.Vellakulam - 625 701, (Near Virudhunagar), Madurai District.

Online Student Induction Programme – 2020-2021



(An Autonomous Institution - AFFILIATED TO ANNA UNIVERSITY, CHENNAI)
 S.P.G.Chidambara Nadar - C.Nagammal Campus
 S.P.G.C.Nagar, K.Vellakulam - 625 701 (Near Virudhunagar), Madurai District.

















Online Student Induction Program 2020
















Program Schedule

Day	Date	Session I 7.30 A.M - 8.30 A.M	Session II 9.30 A.M - 11.00 A.M	Session III 11.30 A.M - 1.00 A.M	Session IV 3.00 P.M - 5.00 P.M
Day 1	09-11-2020 (MON)		Inauguration Ceremony Click here for Link	Respective SIP Groups DEPARTMENT ADDRESS BY HOD (Link will be shared by Chairperson)	
Day 2	10-11-2020 (TUE)	SIP Batch A [CS, EC, AI] YOGA SESSION & ART OF LIVING Click here for link	Expert Lectures 'Professionalism & Opportunities' Dr N. C. Shivaprakash Professor, IISC Bangalore Click here for Link	Respective SIP Groups GROUP ACTIVITY SESSION [Refer Appendix I] (Link will be shared by Chairperson)	SIP Batch B [ME, MT, CI, PT, BT, EE, EI, IT] UNIVERSAL HUMAN VALUES 'What & Why and Right Understanding & 4 Levels of Harmony' Click here for link
Day 3	11-11-2020 (WED)	SIP Batch A [CS, EC, AI] YOGA SESSION & ART OF LIVING Click here for link	Expert Lectures 'Values for Engineering Students' Dr. R.Vanniarajan Formex Principal – Virvekananda College Click here for Link	Respective SIP Groups GROUP ACTIVITY SESSION [Refer Appendix I] (Link will be shared by Chairperson)	SIP Batch B [ME, MT, CI, PT, BT, EE, EI, IT] UNIVERSAL HUMAN VALUES 'Aspirations & Concerns' Click here for link

Online Student Induction Programme – 2020-2021

Day	Date	Session I 7.30 A.M - 8.30 A.M	Session II 9.30 A.M - 11.00 A.M	Session III 11.30 A.M - 1.00 A.M	Session IV 3.00 P.M - 5.00 P.M
Day 4	12-11-2020 (THU)	<p>SIP Batch A </p> <p>[CS, EC, AI]</p> <p>YOGA SESSION & ART OF LIVING</p> <p> Click here for link</p>	<p>Expert Lectures</p> <p>'School to College - Transition Phase'</p> <p>Dr. Hema Gopal Vice President – Tata Consultancy services</p> <p> Click here for Link</p>	<p>Respective SIP Groups </p> <p>GROUP ACTIVITY SESSION [Refer Appendix I]</p> <p> (Link will be shared by Chairperson)</p>	<p>SIP Batch B </p> <p>[ME, MT, CI, PT, BT, EE, EI, IT]</p> <p>UNIVERSAL HUMAN VALUES 'Self-Management (Anger, Self Confidence, Peer Pressure)'</p> <p> Click here for link</p>
Day 5	13-11-2020 (FRI)	<p>SIP Batch A </p> <p>[CS, EC, AI]</p> <p>YOGA SESSION & ART OF LIVING</p> <p> Click here for link</p>	<p>Expert Lectures</p> <p>'Why Engineering?'</p> <p>Dr. Anant Achary Principal</p> <p> Click here for Link</p>	<p>Respective SIP Groups </p> <p>GROUP ACTIVITY SESSION [Refer Appendix I]</p> <p> (Link will be shared by Chairperson)</p>	<p>SIP Batch B </p> <p>[ME, MT, CI, PT, BT, EE, EI, IT]</p> <p>UNIVERSAL HUMAN VALUES 'Prosperity and Ragging-Interaction'</p> <p> Click here for link</p>
Day 6	14-11-2020 (SAT)	DIWALI HOLIDAY			
Day 7	15-11-2020 (SUN)		<p>Expert Lectures</p> <p>'Opportunities in Defence Sectors'</p> <p>Lt. Commander. Kavin Sakthi Saravanan K Indian Navy</p> <p> Click here for Link</p>	<p>Respective SIP Groups </p> <p>GROUP ACTIVITY SESSION [Refer Appendix I]</p> <p> (Link will be shared by Chairperson)</p>	<p>Both SIP Batches [Common to all students]</p> <p>INSPIRING MOVIE SESSION</p> <p> (Link will be shared by Chairperson)</p>






Online Student Induction Programme – 2020-2021

Day	Date	Session I 7.30 A.M - 8.30 A.M	Session II 9.30 A.M - 11.00 A.M	Session III 11.30 A.M - 1.00 A.M	Session IV 3.00 P.M - 5.00 P.M
Day 8	16-11-2020 (MON)	<p>SIP Batch A </p> <p>[CS, EC, AI]</p> <p>YOGA SESSION & ART OF LIVING</p> <p> Click here for link</p>	<p>Expert Lectures</p> <p>'Medical Instruments'</p> <p> Click here for Link</p>	<p>Respective SIP Groups </p> <p>GROUP ACTIVITY SESSION [Refer Appendix I]</p> <p> (Link will be shared by Chairperson)</p>	<p>SIP Batch B </p> <p>[ME, MT, CI, PT, BT, EE, EI, IT]</p> <p>UNIVERSAL HUMAN VALUES 'Relationships'</p> <p> Click here for link</p>
Day 9	17-11-2020 (TUE)	<p>SIP Batch B </p> <p>[ME, MT, CI, PT, BT, EE, EI, IT]</p> <p>YOGA SESSION & ART OF LIVING</p> <p> Click here for link</p>	<p>Expert Lectures</p> <p>'Communication Skill Development'</p> <p>Mr.Jayaraman Umasankar Corporate trainer – Vibha Consultancy</p> <p> Click here for Link</p>	<p>Respective SIP Groups </p> <p>GROUP ACTIVITY SESSION [Refer Appendix I]</p> <p> (Link will be shared by Chairperson)</p>	<p>SIP Batch A </p> <p>[CS, EC, AI]</p> <p>UNIVERSAL HUMAN VALUES 'What & Why and Right Understanding & 4 Levels of Harmony'</p> <p> Click here for link</p>
Day 10	18-11-2020 (WED)	<p>SIP Batch B </p> <p>[ME, MT, CI, PT, BT, EE, EI, IT]</p> <p>YOGA SESSION & ART OF LIVING</p> <p> Click here for link</p>	<p>Expert Lectures</p> <p>'Overview of Indian Agriculture'</p> <p>Dr.Krishnasamy Retd. Executive Engineer – Agriculture Dept</p> <p> Click here for Link</p>	<p>Respective SIP Groups </p> <p>GROUP ACTIVITY SESSION [Refer Appendix I]</p> <p> (Link will be shared by Chairperson)</p>	<p>SIP Batch A </p> <p>[CS, EC, AI]</p> <p>UNIVERSAL HUMAN VALUES 'Aspirations & Concerns'</p> <p> Click here for link</p>
Day 11	19-11-2020 (THU)	<p>SIP Batch B </p> <p>[ME, MT, CI, PT, BT, EE, EI, IT]</p> <p>YOGA SESSION & ART OF LIVING</p> <p> Click here for link</p>	<p>Expert Lectures</p> <p>'Indian Constitution'</p> <p>Mr. M. M. Jebaal Advocate, Madras High Court</p> <p> Click here for Link</p>	<p>Respective SIP Groups </p> <p>GROUP ACTIVITY SESSION [Refer Appendix I]</p> <p> (Link will be shared by Chairperson)</p>	<p>SIP Batch A </p> <p>[CS, EC, AI]</p> <p>UNIVERSAL HUMAN VALUES 'Self-Management (Anger, Self Confidence, Peer Pressure)'</p> <p> Click here for link</p>

Online Student Induction Programme – 2020-2021

Day	Date	Session I 7.30 A.M - 8.30 A.M	Session II 9.30 A.M - 11.00 A.M	Session III 11.30 A.M - 1.00 A.M	Session IV 3.00 P.M - 5.00 P.M
Day 12	20-11-2020 (FRI)	<p>SIP Batch B </p> <p>[ME, MT, CI, PT, BT, EE, EI, IT]</p> <p>YOGA SESSION & ART OF LIVING</p> <p> Click here for link</p>	<p>Expert Lectures</p> <p>'Indian Architecture: A historical Perspective'</p> <p>Dr.S. Kannan Raja Doraiswami Government Arts College</p> <p> Click here for Link</p>	<p>Respective SIP Groups </p> <p>GROUP ACTIVITY SESSION [Refer Appendix I]</p> <p> (Link will be shared by Chairperson)</p>	<p>SIP Batch A </p> <p>[CS, EC, AI]</p> <p>UNIVERSAL HUMAN VALUES 'Prosperity and Ragging-Interaction'</p> <p> Click here for link</p>
Day 13	21-11-2020 (SAT)	<p>SIP Batch B </p> <p>[ME, MT, CI, PT, BT, EE, EI, IT]</p> <p>YOGA SESSION & ART OF LIVING</p> <p> Click here for link</p>	<p>Expert Lectures</p> <p>'Information about General Health'</p> <p>Dr. Ramesh R Varier Managing Director, AVN Arogya Ayurveda Retreat.</p> <p> Click here for Link</p>	<p>Respective SIP Groups </p> <p>GROUP ACTIVITY SESSION [Refer Appendix I]</p> <p> (Link will be shared by Chairperson)</p>	<p>SIP Batch A </p> <p>[CS, EC, AI]</p> <p>UNIVERSAL HUMAN VALUES 'Relationships (Gratitude, Competition & Co-operation)'</p> <p> Click here for link</p>
Day 14	22-11-2020 (SUN)		<p>Valedictory Ceremony</p> <p> Click here for Link</p>		

Online Student Induction Programme – 2020-2021

Symbols	Represents
	Session streamed through You Tube Link
	Session delivered through Microsoft TEAMS
	Session only for the specific SIP Batch A (CSE, ECE, AI&DS)
	Session only for the specific SIP Batch B (BT, PT, IT, EEE, EIE, MECH, MTR, CIVIL)
	Session delivered in Group wise in Microsoft TEAMS. Chairpersons will share session link on each day.



(An Autonomous Institution - AFFILIATED TO ANNA UNIVERSITY, CHENNAI)

S.P.G.Chidambara Nadar - C.Nagammal Campus

S.P.G.C.Nagar, K.Vellakulam - 625 701, (Near Virudhunagar), Madurai District.

Online Student Induction Programme – 2020-2021

Online Student Induction Programme – 2020-2021

Session III - Group Activity Session

Schedule (Appendix – I)

Day	Teams	SIP GROUP (CSE)	SIP GROUP (AI&DS)	SIP GROUP (ECE)	SIP GROUP (BT)	SIP GROUP (IT)	SIP GROUP (Mech & MTR)	SIP GROUP (Others)
9 th Nov (Mon)		<i>Inauguration & Department Address</i>						
10 th Nov (Tue)		Craft Workshop - <u>Mr. T. Harinrasath</u> AP/EEE	Poster Making - <u>Mr. M. Prithivraj</u> AP/MECH	Communication - <u>Mr. S. Wesley Moses</u> <u>Samdoss</u> , AP/MTR	Project Out of Waste - <u>Mrs. M. Stella Mercy</u> AP/ECE	Short Film Making - <u>Mrs. S. Athilakshmi</u> AP/IT	Holistic Food - <u>Mr. S. Manibalan</u> AP/BT	Social Networking (Do's and Don'ts) - <u>Dr. S. Vinayagamoorthi</u> Associate Prof./ PT
11 th Nov (Wed)		Poster Making - <u>Mr. B. K. Parthipan</u> AP/MECH	Communication - <u>Mr. A. Arul Kumar</u> AP/MTR	Project Out of Waste - <u>Mrs. S. Nisharani</u> AP/ECE	Short Film Making - <u>Mrs. V. Vijayalakshmi</u> AP/IT	Holistic Food - <u>Mrs. M. Soundarya</u> <u>lakshmi</u> , AP/BT	Social Networking (Do's and Don'ts) - <u>Dr. K. Ponprapakaran</u> AP/PT	Craft Workshop - <u>Mrs. V. Chandra</u> AP/EEE
12 th Nov (Thu)		Communication - <u>Mr. G. Sakthivel</u> AP/MTR	Project Out of Waste - <u>Mrs. T. Prathiba</u> AP/ECE	Short Film Making - <u>Mr. D. Vendhan</u> , AP/IT	Holistic Food - <u>Mrs. M. Soundarya</u> <u>lakshmi</u> , AP/BT	Social Networking (Do's and Don'ts) - <u>Mrs. S. Kavitha</u> , AP/EIE	Craft Workshop - <u>Mrs. C. Naga Devi</u> AP/EEE	Poster Making - <u>Mr. M. Prithivraj</u> AP/MECH
13 th Nov (Fri)		Project Out of Waste - <u>Mrs. P. Muthumari</u> AP/ECE	Short Film Making <u>Mrs. S. Athilakshmi</u> AP/IT	Holistic Food - <u>Dr. A. Ronaldo Anuf</u> AP/BT	Social Networking (Do's and Don'ts) - <u>Mr. S. Ramesh Prabhu</u> AP/EIE	Craft Workshop - <u>Mrs. V. Chandra</u> AP/EEE	Poster Making - <u>Mr. B. K. Parthipan</u> AP/MECH	Communication- <u>Mrs. S. Thahira Banu</u> AP/CIVIL

Online Student Induction Programme – 2020-2021

Day	Teams	SIP GROUP (CSE)	SIP GROUP (AI&DS)	SIP GROUP (ECE)	SIP GROUP (BT)	SIP GROUP (IT)	SIP GROUP (Mech & MTR)	SIP GROUP (Others)
14 th Nov (Sat)		<i>Diwali Holiday</i>						
15 th Nov (Sun)		Short Film Making - Ms. P. Kaviya AP/IT	Holistic Food - Mr S.Manibalan AP/BT	Social Networking (Do's and Don'ts) - Mr M.Rajasekaran AP/CSE	Craft Workshop - Mrs C Naga Devi, AP/EEE	Poster Making - Mr A Sankaranarayana Murthy, AP/MECH	Communication- Mrs S.Thahira Banu, AP/CIVIL	Project Out of Waste - Dr.R.S.Venkatesan AP/ECE
16 th Nov (Mon)		Holistic Food - Mr S.Manibalan AP/BT	Social Networking (Do's and Don'ts) - Mr M.Rajasekaran AP/CSE	Craft Workshop - Mrs C Naga Devi, AP/EEE	Poster Making - Mr A Sankaranarayana Murthy, AP/MECH	Communication - Mrs. R. Sangeetha AP/CIVIL	Project Out of Waste - Mrs M StellaMercy AP/ECE	Short Film Making - Mr. D. Vendhan AP/IT
17 th Nov (Tue)		Social Networking (Do's and Don'ts) - Mrs P.Swathika AP/CSE	Craft Workshop - Mr T.Hariprasath AP/EEE	Poster Making - Mr B.K.Parthipan AP/MECH	Communication - Mrs. R. Sangeetha AP/CIVIL	Project Out of Waste - Mrs A.J.Bhuvaneshwari, AP/ECE	Short Film Making Mrs. V.Vijavalakshmi AP/IT	Holistic Food - Dr.A.Ronaldo Anuf. AP/BT
18 th Nov (Wed)		Connection - Dr.R.Ramya & Ms.T.Rajashree AP/CSE	Data Analytics using Excel - Dr.M.Indra Devi & Ms.S.Janani AP/CSE	Department Specific Application Development- Mr.M.Ramesh & Mr.S.Ahwan Rajiv, AP/ECE	Homemade remedies - Medical Biotechnology Dr. S. Karthikumar & Dr. D. Pradiba, BT	Online Treasure Hunt / Mobile App Development- Mr. P. Praveen Kumar Mrs. D. Kavathri Devi, AP/IT	Connections and Assembly & Disassembly Mr B.Prabhu & Mr L.Loganathan AP/MECH	Explore Your Home I Mr S.Jegan AP/EEE Mrs B.Noorul Hamitha AP/EEE

Online Student Induction Programme – 2020-2021

Day	Teams	SIP GROUP (CSE)	SIP GROUP (AI&DS)	SIP GROUP (ECE)	SIP GROUP (BT)	SIP GROUP (IT)	SIP GROUP (Mech & MTR)	SIP GROUP (Others)
19 th Nov (Thu)		Hardware Demo - Dr. R.Ramya & Ms.T.Rajashree, AP/CSE	Data Analytics using Excel & Case Studies Dr.M.Indra Devi & Ms.S.Janani, AP/CSE	Basic Electronic Concept - Dr.C.Geetha Priya & Mrs.Gokila, AP/ECE	Environmental Biotechnology - collage making - Dr.S.Mariamalai & Dr.I.Ganeshmoorthy, BT	Hardware Assembly and DisAssembly / Mobile App Development- Dr.M.Cengathir Selvi Mrs.V.Deepa Priya, AP/IT	Jumbled Words and Automobile from Household Items Mr.B.Prabhu & Mr.L.Loganathan AP/MECH	Explore Your Home II Mr.A.Krishnamoorthy, Mr.N.Jegandurai, Dr.A.Karthik AP/CIVIL
20 th Nov (Fri)		Mobile App development - Ms.K.Muthulakshmi & Mr.G.Srinivasan AP/CSE	Connection - Dr.R.Ramya & Ms.T.Rajashree, AP/CSE	Healthy Dietary Plan for an Engineer - Mrs.C.Nagavani & Dr.T.Pandiselvi, AP/ECE	Marine Biotechnology - Cartoon sketching Dr.R.Shyamkumar & Dr.A.Ronaldoanuf BT	Computer / Industry Generations / Mobile App Development - Mrs.D.Kavathri Devi Ms.P.Kaviya AP/IT	Career Guidance Mr.Nirupan Kumar. Senior HVAC Design Engineer, CEG International, Dubai	Alumni Guest Lecture I Mr.Senthil Kumar NCC Cadet [Lecturer-Senthil Andavar Polytechnic College]
21 st Nov (Sat)		Mobile App development - Ms.K.Muthulakshmi & Mr.G.Srinivasa AP/CSE	Hardware Demo - Dr.R.Ramya & Ms.T.Rajashree AP/CSE	Identification of Electronics Object & Quiz Dr.A.Geetha & Dr.V.Iyvalakshmi, AP/ECE	Alumni interaction Ms.Abirami Balakrishnan, CLRI, Chennai & Dr.V.C.Padmanaban AP/BT	Alumni Guest Lecture on Career Guidance - Mr.Aditiya Harsha Lenox India, Chennai	Model Making - Mr.B.Prabhu & Mr.L.Loganathan AP/MECH	Alumni Guest Lecture II Fr.M.R.Lokeshwaran, Junior Engineer, RRB, Madurai. Fr.F.Mariya Jancy, Assistant Engineer, PWD / WRD, Mining and Monitoring Section, Thoothukudi
22 nd Nov (Sun)		<i>Valedictory Ceremony</i>						

Online Student Induction Programme – 2020-2021

Session IV – Universal Human Values Session

Schedule (Appendix – II)

Day	Date	Batch	UHV Topics	Resource Persons
Day 1	09-11-2020 (MON)	Inauguration Ceremony		
Day 2	10-11-2020 (TUE)	SIP Batch A [CS, EC, AI]	Student Induction Program - What & Why and Right Understanding - 4 Levels of Harmony	<u>Mr. AR. Shiva Kumar</u> , AP/Chemistry <u>Mr. N. Siva Kumar</u> , AP/Chemistry
Day 3	11-11-2020 (WED)	SIP Batch A [CS, EC, AI]	Aspirations & Concerns	<u>Dr. Shamim Rishwana</u> , AP/Chemistry <u>Dr. G. Bharathy</u> , AP/Physics
Day 4	12-11-2020 (THU)	SIP Batch A [CS, EC, AI]	Self-Management (Anger, Self Confidence, Peer Pressure)	<u>Dr. M. Hema</u> , ASP/Physics <u>Dr. K. Sakthiraj</u> , AP/Physics
Day 5	13-11-2020 (FRI)	SIP Batch A [CS, EC, AI]	Prosperity and Ragging-Interaction	<u>Dr. N. Sundarrajan</u> , ASP/English <u>Mr. P. Vairamani</u> , AP/English
Day 6	14-11-2020 (SAT)	DIWALI HOLIDAY		
Day 7	15-11-2020 (SUN)	NOT SCHEDULED		
Day 8	16-11-2020 (MON)	SIP Batch A [CS, EC, AI]	Relationships (Gratitude, Competition & Co-operation)	<u>Mr. M. Subakar</u> , AP/Civil <u>Mr. P. Pon Karthikeyan</u> , AP/Civil

Online Student Induction Programme – 2020-2021

Day	Date	Batch	UHV Topics	Resource Persons
Day 9	17-11-2020 (TUE)	SIP Batch B [ME, MT, CI, PT, BT, EE, EI, IT]	Student Induction Program What & Why and Right Understanding -4 Levels of Harmony	<u>Mr AR Shiva kumar, AP/Chemistry</u> <u>Mr N Siva Kumar, AP/Chemistry</u>
Day 10	18-11-2020 (WED)	SIP Batch B [ME, MT, CI, PT, BT, EE, EI, IT]	Aspirations & Concerns	<u>Dr.Shamim Rishwana, AP/Chemistry</u> <u>Dr.G.Bharathy, AP/Physics</u>
Day 11	19-11-2020 (THU)	SIP Batch B [ME, MT, CI, PT, BT, EE, EI, IT]	Self-Management (Anger, Self Confidence, Peer Pressure)	<u>Dr.M.Hema, ASP/Physics</u> <u>Dr.K.Sakthiraj, AP/Physics</u>
Day 12	20-11-2020 (FRI)	SIP Batch B [ME, MT, CI, PT, BT, EE, EI, IT]	Prosperity and Ragging-Interaction	<u>Dr.N.Sundarrajan, ASP/English</u> <u>Mr P VairaMani, AP/English</u>
Day 13	21-11-2020 (SAT)	SIP Batch B [ME, MT, CI, PT, BT, EE, EI, IT]	Relationships (Gratitude, Competition & Co-operation)	<u>Mr M Subakar, AP/Civil</u> <u>Mr P Pon Karthikeyan, AP/Civil</u>
Day 14	22-11-2020 (SUN)	Valedictory Ceremony		

KAMARAJ

COLLEGE OF ENGINEERING & TECHNOLOGY



®

(An Autonomous Institution - AFFILIATED TO ANNA UNIVERSITY, CHENNAI)

S.P.G.Chidambara Nadar - C.Nagammal Campus

S.P.G.C.Nagar, K.Vellakulam - 625 701, (Near Virudhunagar), Madurai District.

COMPLETE REPORT

(To be submitted to AICTE)



(An Autonomous Institution - AFFILIATED TO ANNA UNIVERSITY, CHENNAI)
S.P.G.Chidambara Nadar - C.Nagammal Campus
S.P.G.C.Nagar, K.Vellakulam - 625 701, (Near Virudhunagar), Madurai District.

Online Student Induction Programme – 2020-2021

About the Institution

Kamaraj College of Engineering and Technology (Autonomous), is a significant addition to the network of educational institutions run for over 125 years by the munificent MahamaiTharappus of Virudhunagar. Named after Bharat Ratna, Karmaveerar, Sri. K. Kamaraj, a selfless visionary who worked for the upliftment of the downtrodden masses, the institution is a standing testimony to the vision of the philanthropists who sought to provide an excellent technical learning ambience to fulfill the needs and aspirations of the urban as well as the unreachable rural strata of the society in this part of the world.

Ever since its inception in the year 1998, Kamaraj College of Engineering and Technology (Autonomous) has been striding majestically in the realm of technical education. It has successfully stepped into its 22nd year and has grown up and branched out into a massive tree providing 10 U.G. courses and 6 P.G. courses. 7 departments of the college have been approved as Research Centers by Anna University. The college is located in a sprawling area of 48 acres beside Madurai – Virudhunagar NH – 44. The institution is approved by All India Council for Technical Education (AICTE), New Delhi and affiliated to Anna University, Chennai. It is accredited by NAAC with “A” grade. **We feel proud to inform that our college has been placed in the rank band of 251-300 in NIRF-2020 Ranking.**

About SIP 2020

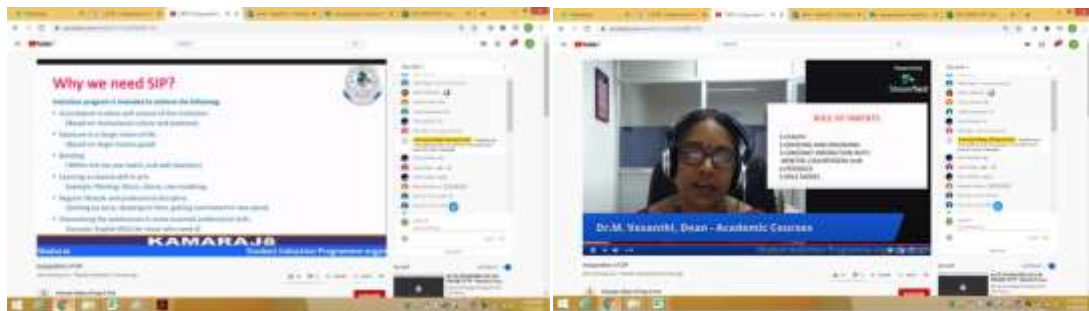
Student Induction Programme is a multi-pronged approach authorized by AICTE to help the freshers enrolled in engineering institutions across the country to adapt to the ensuing academic engineering ambience enthusiastically. Staff in charges of the student induction programme work closely with the newly joined students in making them feel comfortable, allow them to explore their academic interests and activities, reduce competition and make them work for excellence, promote bonding within them, build relations between teachers and students, give a broader view of life, and build character.

DAY 1- 09-11-2020 - INAUGURATION

The inauguration of First year's Student Induction Program (SIP-2020) on 19/11/2020 through Online mode was initiated with a prayer song by Ms B. Nithya Kalyani of IV B.Tech Biotechnology. Our beloved Principal, Prof. Anant Achary welcomed the gathering with his warm greetings. Felicitation to the freshers was given by our respected Secretary, Er. Thiru S. P. G. C. Srimurugan. The various labs, buildings and highlights of our college were introduced to the students of First Year by our Principal, Prof. Anant Achary. Dr. M. Vasanthi, Vice Principal & Dean-Academic courses, who is also the Head of Department of Biotechnology, explained clearly about the Role of parents along with teachers in moulding the students for their successful future. The

Online Student Induction Programme – 2020-2021

importance of SIP was explained to the students by Dr M. Vasanthi. Vote of thanks was proposed by Dr K.Geetha, First Year Coordinator and Associate Professor, Department of Biotechnology. The program ended with National Anthem. The entire programme was broadcast live on Kamaraj College's YouTube channel through Live Streaming which was witnessed by all the first year students and their parents along with other guests.



HOD's Introduction to Departments

All the HoD's gave an introduction of their department to their respective departments with the department profile, vision, mission, PEO's, PSO's, PO's of the corresponding department, Faculty profiles, Department Infrastructure, Student Achievements, Faculty Achievements and the Career scope for the department along with the skill sets required to achieve a good career.

<p>Department of Biotechnology</p>		<p>Department of Civil Engineering</p>
<p>Department of Computer Science Engineering & Department of Artificial Intelligence and Data Science</p>		<p>Department of Information Technology</p>

Online Student Induction Programme – 2020-2021

		
<p>Department of Mechanical Engineering and Mechatronics</p>		<p>Department of Electronics and Communication Engineering</p>
		
<p>Department of Polymer Technology</p>		<p>Department of Electrical and Electronics Engineering</p>
		
<p>Department of Electrical and Instrumentation Engineering</p>		

Online Student Induction Programme – 2020-2021

Session 1: Yoga Session and Art of Living

Yoga and Art of Living sessions were conducted as two batches of Batch A consisting of Computer Science Engineering, Electronics and Communication Engineering, Artificial Intelligence and Data Science and Batch B consisting of Mechanical Engineering, Mechatronics Engineering, Civil Engineering, Polymer Technology, BioTechnology, Electrical and Electronics Engineering, Electrical and Instrumentation Engineering and Information Technology.

Schedule

Day	Date	Topic	Batch
2	10-11-2020	Yoga Art of living – Happiness – How to live a happy life	Batch A
3	11-11-2020	Yoga Art of living – Self Belief	Batch A
4	12-11-2020	Yoga Art of living – Happiness – Self Disciplined	Batch A
5	13-11-2020	Yoga Art of living – Healthy and Positive living	Batch A
8	16-11-2020	Yoga Art of living – Break out of your comfort zone	Batch A
9	17-11-2020	Yoga Art of living – Happiness – How to live a happy life	Batch B
10	18-11-2020	Yoga Art of living – Self Belief	Batch B
11	19-11-2020	Yoga Art of living – Happiness – Self Disciplined	Batch B
12	20-11-2020	Yoga Art of living – Healthy and Positive living	Batch B
13	21-11-2020	Yoga Art of living – Healthy and Positive living	Batch B

Day 2 on 10-11-2020 for Batch A and Day 9 on 17-11-2020 for Batch B

Yoga:

Students were taught warm up exercises, breathing exercises and asanas. Yoga is the oldest system of personality development in the world encompassing body, mind and spirit. The yogic breathing exercises known as pranayama revitalize the body and help to control the mind, leaving us feeling calm and refreshed and the practice of meditation gives increased clarity, mental power and concentration. The yoga postures or Asanas exercise every part of the body, stretching and toning the muscles and joints, the spine and the entire skeletal system. And they work not only

Online Student Induction Programme – 2020-2021

on the body's frame but on the internal organs, glands and nerves as well, keeping all systems in radiant health.

Art of Living: Happiness - How to live a happy life!

Students were enlightened about how to live a happy life. The highlighted points were Happiness is a state, not a trait; in other words, it isn't a long-lasting, permanent feature or personality trait, but a more fleeting, changeable state. We all want to be happy. But we sometimes think of happiness as a thing that happens to us — something we have no control over. It's easy to link the idea of happiness with the situation we're in.

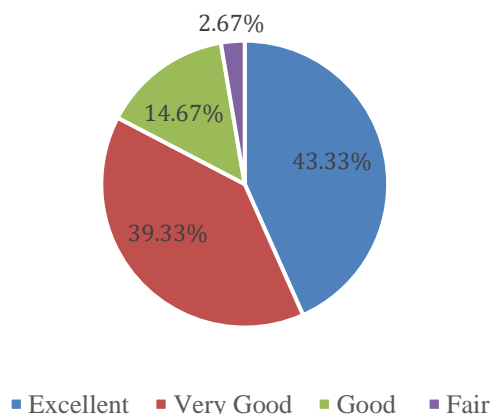
A big part of how happy we are depending on our mindset, the habits we practice, and the way we live each day. By learning the key ingredients of happiness, we can use them to become happier. Feeling some positive emotions every day has a big effect on our happiness and well-being. Even simple actions like playing with a child or a pet or going for a walk outdoors can inspire these feelings. Difficult emotions are a fact of life. But the way we handle them makes all the difference.

Feedback analysis – From 150 Responses – 10-11-2020 – Batch A

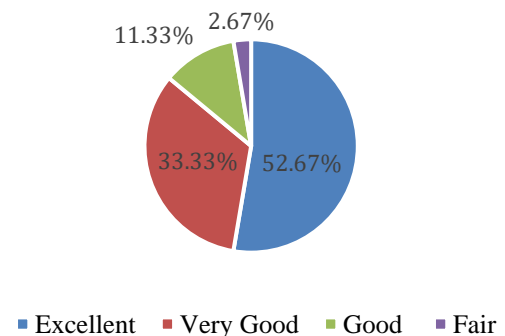
The students told that

- the art of living session was really inspiring.
- No negative comments were received

Rate the Today's Yoga Session



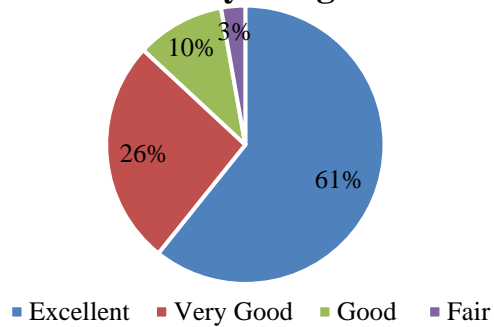
Rate the Level of information obtained from the videos about the art of living



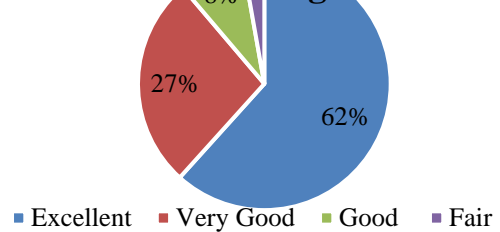
Online Student Induction Programme – 2020-2021

Feedback Analysis – From 150 Responses – 17-11-2020 – Batch B

Rate the today's Yoga Session



Rate the level of information obtained from the videos about the art of living ?



The students said that the art of living can be valued by valuable ideas

They also said that the yoga session was very useful to them.



Day 3 on 11-11-2020 for Batch A and Day 10 on 18-11-2020 for Batch B

Yoga:

Students were taught warm up exercises followed by asanas.

1. Pawanmukta Asana
2. Markatasana
3. Nauka Asana

In the end meditation was done. Steps for meditation

1. Get comfortable and prepare to sit still for a few minutes. Focus on your own natural inhaling and exhaling of breath.
2. Focus on your breath. Try to keep your attention on your inhale and exhale.
3. Follow your breath for two minutes. Take a deep inhale, expanding your belly, and then exhale slowly, elongating the out-breath as your belly contracts.

Online Student Induction Programme – 2020-2021

Art of Living - Self Belief

Students were enlightened about Self-belief. The highlighted points were self-belief encompasses the belief in your values, skills, knowledge, and abilities and it is very important because it affects a person’s lifestyle and choices. A person without self-belief will constantly downplay their abilities while settling for less than what they deserve. On the other hand, a person with self-belief knows their worth and value.

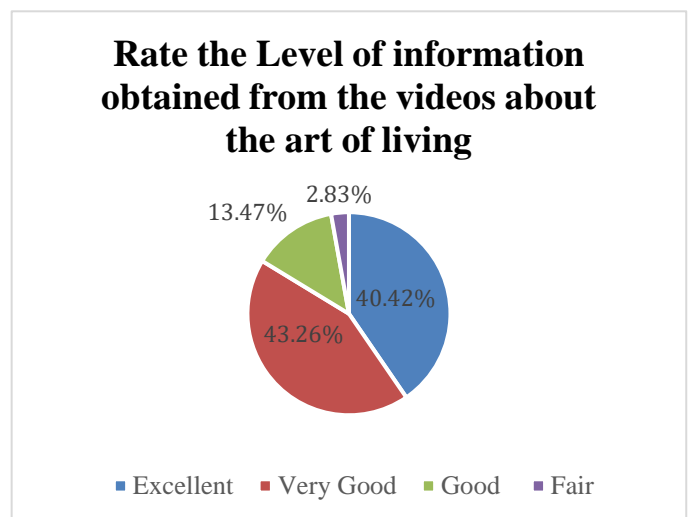
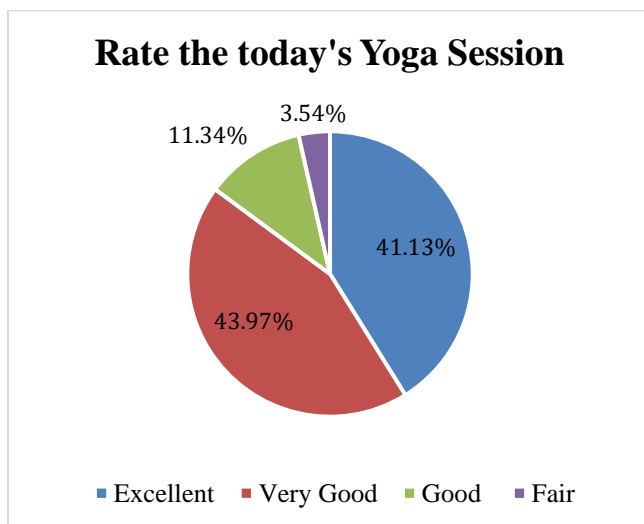
For instance, when people with no self-belief see a job vacancy with the skills they possess, they may pass up on it or apply half-heartedly because they believe that they are not good enough for the job. People with self-belief, on the other hand, will pursue the job wholeheartedly because they believe that they are well-qualified for the job.

In the end, people without self-belief may end up working a low paying job and living at the mercy of others for the rest of their lives. Meanwhile, people with self-belief will move from that job to a better one and might eventually get to the peak of their careers.

This example shows that while self-belief might seem small or inconsequential, it can affect our entire lives both directly and indirectly. Self-belief motivates people to explore their potentials and this motivation may lead to the achievement of goals and aspirations.

Feedback analysis – From 141 Responses – 11-11-2020 – Batch A

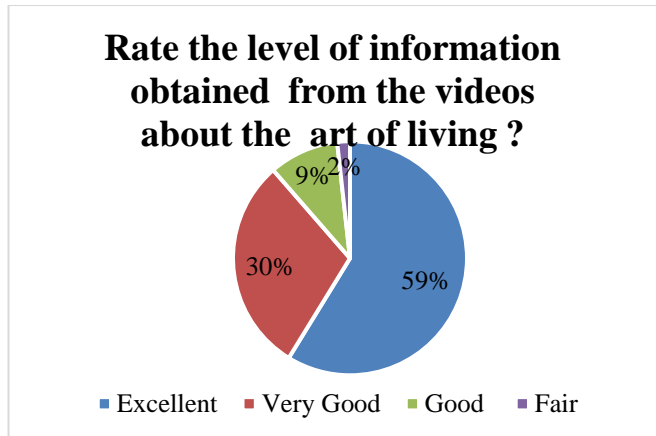
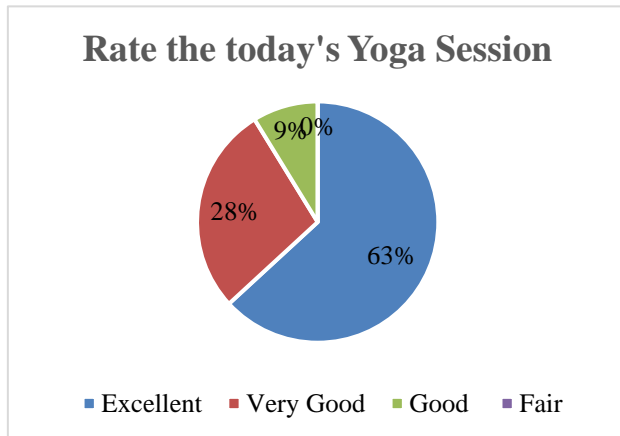
The students felt that the yoga session timing can be changed



Online Student Induction Programme – 2020-2021

Feedback analysis – From 114 Responses – 18-11-2020 – Batch A

The yoga section is super. They also said that they learnt many new things about yoga and art of living



Day 4 on 12-11-2020 for Batch A and Day 11 on 19-11-2020 for Batch B

Yoga:

Students were recalled warm up exercises followed by asanas.

1. Pawanmukta Asana
3. Markatasana
4. Nauka Asana

In the end meditation was done. Steps for meditation

1. Get comfortable and prepare to sit still for a few minutes. Focus on your own natural inhaling and exhaling of breath.
2. Focus on your breath. Try to keep your attention on your inhale and exhale.
3. Follow your breath for two minutes. Take a deep inhale, expanding your belly, and then exhale slowly, elongating the out-breath as your belly contracts.

Art of Living - Self Discipline

Students were enlightened about Self-discipline. The highlighted points were it is the ability to do what you should be doing. Self-discipline often means putting off your immediate comfort or wishes in favor of long term success. For example, if you want to become physically fit, you might endure the short-term discomfort of 5:00 a.m. gym times to attain the long term benefits of being healthy and feeling great.

Self-discipline is different from self-motivation or willpower. Motivation and willpower contribute to it, as do persistence, the ability to follow through on your intentions, and hard work. It helps you stick with and achieve tough goals that you set for yourself. Self-discipline also enables

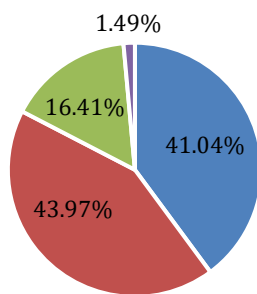
Online Student Induction Programme – 2020-2021

you to keep going through to great success, despite what others might see as seemingly insurmountable odds.

It can also improve learning and enhance performance. Studies have shown that students with a high degree of self-discipline retained more knowledge than those without self-discipline. Additionally, researchers discovered that students with strong self-discipline were more careful in their tasks, which improved their performance. Research has also shown that measuring a person's level of self-discipline is a more accurate predictor of success than measuring their IQ.

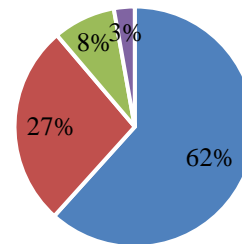
Feedback analysis – From 134 Responses – 12-11-2020 – Batch A

Rate the today's Yoga Session



■ Excellent ■ Very Good ■ Good ■ Fair

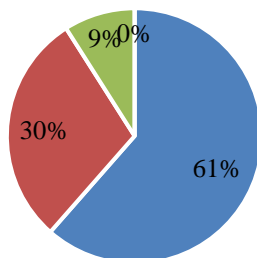
Rate the level of information obtained from the videos about the art of living ?



■ Excellent ■ Very Good ■ Good ■ Fair

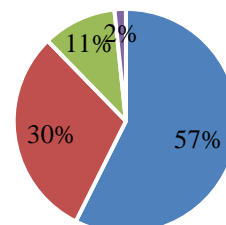
Feedback analysis – From Responses – 19-11-2020 – Batch B

Rate the today's Yoga Session



■ Excellent ■ Very Good ■ Good ■ Fair

Rate the level of information obtained from the videos about the art of living ?



■ Excellent ■ Very Good ■ Good ■ Fair

Online Student Induction Programme – 2020-2021

Day 5 on 13-11-2020 for Batch A and Day 12 on 20-11-2020 for Batch B

Yoga:

Today students were taught warm up exercises followed by asanas.

1. Navasana
2. Vajrasana

In the end meditation was done. Steps for meditation

1. Get comfortable and prepare to sit still for a few minutes. Focus on your own natural inhaling and exhaling of breath.
2. Focus on your breath. Try to keep your attention on your inhale and exhale.
3. Follow your breath for two minutes. Take a deep inhale, expanding your belly, and then exhale slowly, elongating the out-breath as your belly contracts.

Art of Living - Healthy and positive living

Students were enlightened about Healthy and positive living. Few highlighted points are Positive thinking just means that you approach unpleasantness in a more positive and productive way. You think the best is going to happen, not the worst. It often starts with self-talk. Self-talk is the endless stream of unspoken thoughts that run through your head. These automatic thoughts can be positive or negative.

Health benefits that positive thinking may provide include:

- Increased life span
- Lower rates of depression
- Lower levels of distress
- Greater resistance to the common cold
- Better psychological and physical well-being
- Better cardiovascular health and reduced risk of death from cardiovascular disease
- Better coping skills during hardships and times of stress

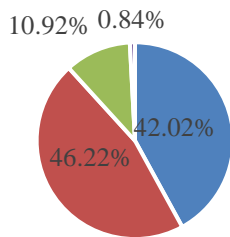
Eating a healthy diet is not about strict limitations, staying unrealistically thin, or depriving yourself of the foods you love. Rather, it's about feeling great, having more energy, improving your health, and boosting your mood.

Online Student Induction Programme – 2020-2021



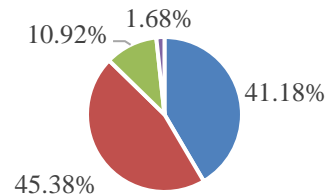
Feedback analysis – From 119 Responses – 13-11-2020 – Batch A

Rate the today's Yoga Session



■ Excellent ■ Very Good ■ Good ■ Fair

Rate the Level of information obtained from the videos about the art of living

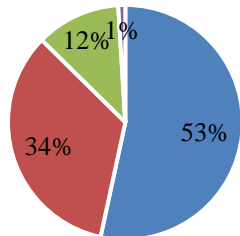


■ Excellent ■ Very Good ■ Good ■ Fair

Feedback analysis – From Responses – 20-11-2020 – Batch B

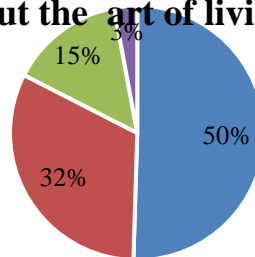
They commented that yoga session is very useful and interesting

Rate the today's Yoga Session



■ Excellent ■ Very Good ■ Good ■ Fair

Rate the level of information obtained from the videos about the art of living ?



■ Excellent ■ Very Good ■ Good ■ Fair

Online Student Induction Programme – 2020-2021

Day 8 on 16-11-2020 for Batch A and Day 13 on 21-11-2020 for Batch B

Yoga:

Today students were taught warm up exercises followed by asanas.

1. Surya Namaskar

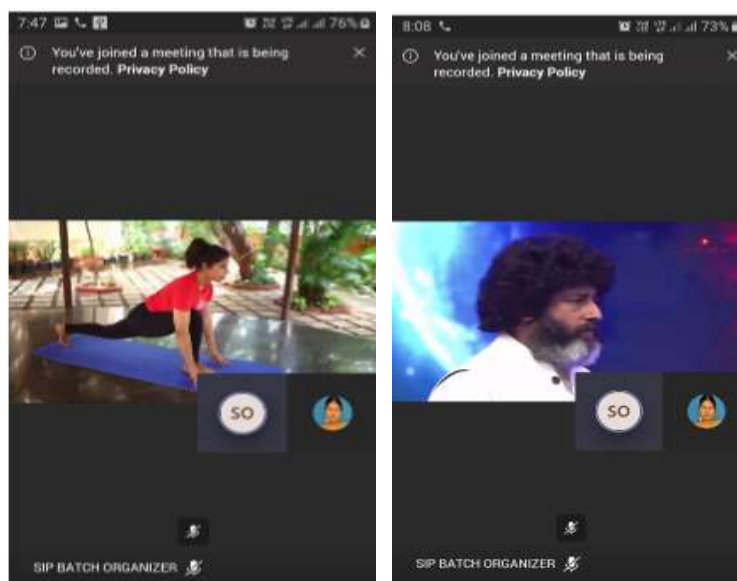
In the end meditation was done. Steps for meditation

1. Get comfortable and prepare to sit still for a few minutes. Focus on your own natural inhaling and exhaling of breath.
2. Focus on your breath. Try to keep your attention on your inhale and exhale.
3. Follow your breath for two minutes. Take a deep inhale, expanding your belly, and then exhale slowly, elongating the out-breath as your belly contracts.

Art of Living - Break out of your comfort zone

Students were enlightened about stepping out of the comfort zone. The highlighted points were the ability to take risks by stepping outside your comfort zone is the primary way by which we grow. But we are often afraid to take that first step. In truth, comfort zones are not really about comfort, **they are about fear**. Break the chains of fear to get outside. Once you do, you will learn to enjoy the process of taking risks and growing in the process.

Most people want certain things in life, –a nice home, a comfortable bank account, loving relationships, or a rewarding career. They wish that life was better, or that they had more, or that things somehow were different. To change this cycle, focus instead on thinking, talking and writing about the reality you want to create. You must flood your unconscious with thoughts and images of this new reality.

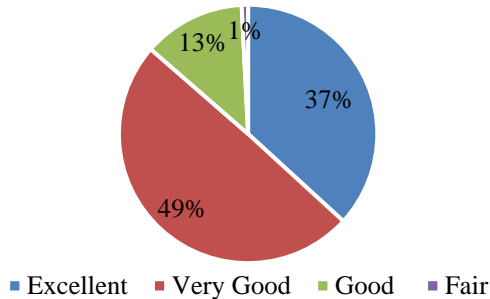


Online Student Induction Programme – 2020-2021

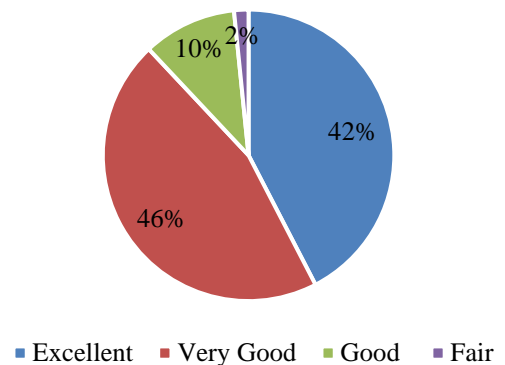
Feedback analysis – From 125 Responses – 16-11-2020 – Batch A

The students felt that the yoga session was very useful.

Rate the level of information obtained from the videos about the art of living ?

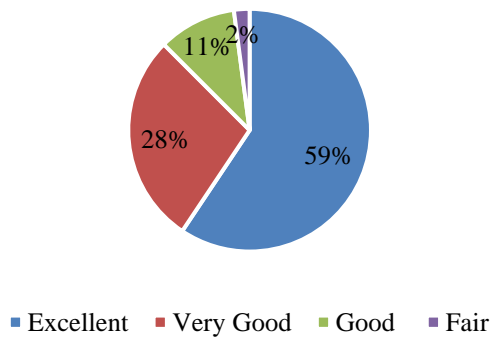


Rate the today's Yoga Session

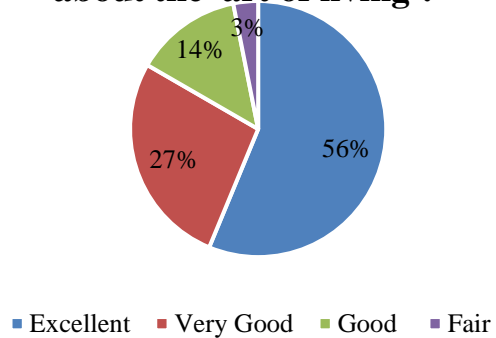


Feedback analysis – From Responses – 21-11-2020 – Batch B

Rate the today's Yoga Session



Rate the level of information obtained from the videos about the art of living ?



Online Student Induction Programme – 2020-2021

Session 2: Expert Lectures

Schedule

Day	Date	Topic	Resource Person	Link
2	10-11-2020	Professionalism and Opportunities	Dr. N.C. Shivaprakash	https://tinyurl.com/SIP-Expert-Lecture-1
3	11-11-2020	Values for Engineering	Dr. R. Vanniarajan	https://tinyurl.com/SIP-Expert-Lecture-2
4	12-11-2020	School to college – Transition Phase	Dr. Hema Gopal	https://tinyurl.com/SIP-Expert-Lecture-3
5	13-11-2020	Why Engineering?	Dr. Anant Achary	https://tinyurl.com/SIP-Expert-Lecture-4
7	15-11-2020	Opportunities in Defence Sectors	Lt. Commander Kavin Sakthi Saravanan K	
8	16-11-2020	Medical Instruments	JC HGF R. Somnath Babu	https://tinyurl.com/SIP-Expert-Lecture-6
9	17-11-2020	Communication Skill Development	Mr. Jayaram Umasankar	https://tinyurl.com/SIP-Expert-Lecture-7
10	18-11-2020	Overview of Indian Agriculture	Er. Krishnasamy	https://tinyurl.com/SIP-Expert-Lecture-8
11	19-11-2020	Indian Constitution	Mr. M. M. Iqbal, Advocate	https://tinyurl.com/SIP-Expert-Lecture-9
12	20-11-2020	Indian Architecture – A Historical Perspective	Dr. S. Kannan	https://tinyurl.com/SIP-Expert-Lecture-10
13	21-11-2020	Information about General Health	Dr. Ramesh R Varier	https://www.youtube.com/watch?v=UUb0ZIZyZgg

Online Student Induction Programme – 2020-2021

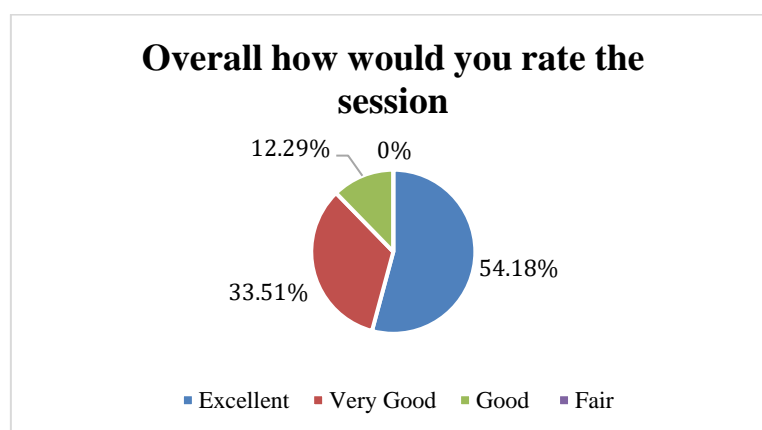
Day 2 (10-11-2020) – Professionalism and Opportunities – Dr. N. C. Shivaprakash



Dr N. C. Shivaprakash, Professor from IISc Bangalore delivered a lecture on 'Professionalism & Opportunities'. He gave a close look at the role of students, Education 4.0, OBE, Teaching Learning Strategies, Nine trends, AICTE platforms, Virtual Labs and Future Technology.

Feedback Analysis : From 179 Responses

The students have given a very good feedback and they felt that the session was nice and helpful to learn about Engineering. They commented that the session was motivating as well as enthusiastic except one who felt sleep.



Online Student Induction Programme – 2020-2021

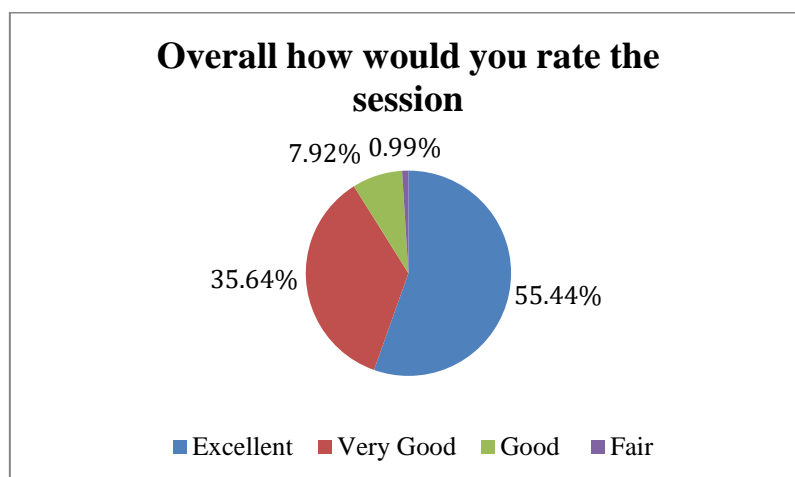
Day 3 (11-11-2020) - Values for Engineering – Dr. R. Vanniarajan



Dr. R.Vanniarajan, Former Principal of Vivekananda College delivered a lecture on ‘Values for Engineering Students’. His talks covered American author Will Durant for his writing about India, Dr. Arnold Toynbee – History of civilisation and other historical marvels in India.

Feedback Analysis: From 202 Responses

The students felt that the speech was valuable motivating with inspiring stories. The speaker had given the values of Engineering and ancient historical news which was liked by the students very much.



Online Student Induction Programme – 2020-2021

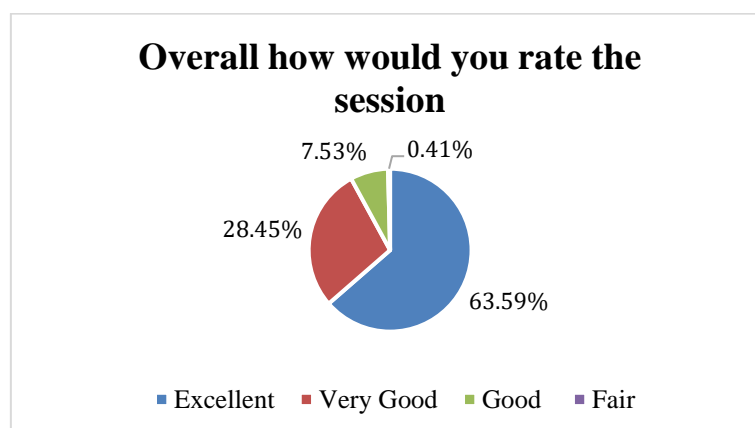
Day 4 (12-11-2020) - School to college – Transition Phase – Dr. Hema Gopal



Dr. Hema Gopal, Vice President at Tata Consultancy services delivered a lecture on ‘School to College - Transition Phase’ in which she emphasized the difference between classrooms, online classes and expert talks. She also addressed upon How to Learn to Unlearn, Reaction versus Response, Top 7 best programming languages to learn, Ambition versus Reality, Conventional Thinking and Disruptive Technologies. She concluded her speech with a motivation that communication + attitude + Team work + Decision making skills will be the key to success.

Feedback Analysis : From 239 Responses

The session was fabulous with very useful guidelines about placements and enable the students to visualize the difference between school education and college education. Overall, they had a good experience and enjoyed a lot.



Online Student Induction Programme – 2020-2021

Day 5 (13-11-2020) – Why Engineering? – Dr. Anant Achary



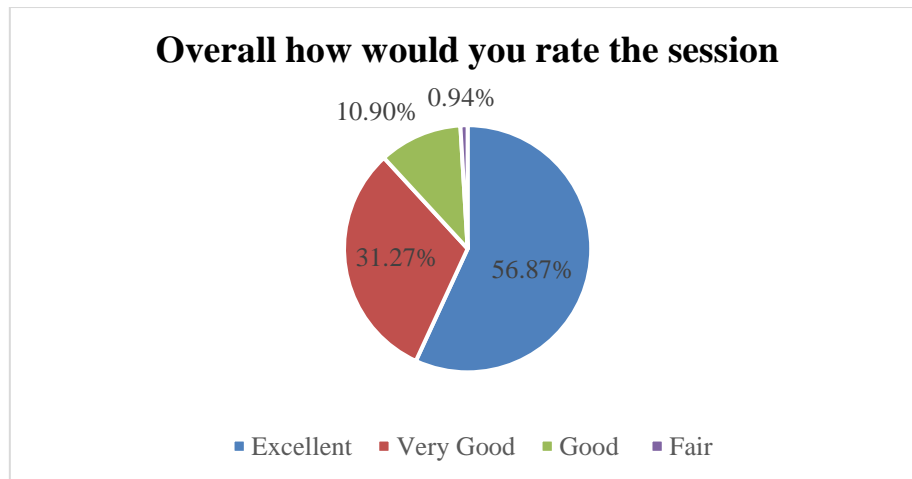
Dr. Anant Achary, Principal of Kamaraj College of Engineering and Technology, enlightened the students about “Why Engineering?”. He explained about the world without engineers through some interesting images. He discussed about the history of zero found by Aryabhata, decimal system by Baskar Acharya, numeral notations by the Arabs, fibonacci numbers, binary numbers, chakravala method of algorithms, ruler measurements, theory of atom, wootz steel, Ayurveda and iron-cased rockets. He also explained about the modern era of engineering through day-to-day activities.

Feedback Analysis : From 211 Responses

The topic was very nice and informative and the session was very interesting and helpful to learn a lot of things about Engineering. The students were very thankful to the Principal for clearing their doubts and also let them to know the miracle behind the Engineering in the construction field.

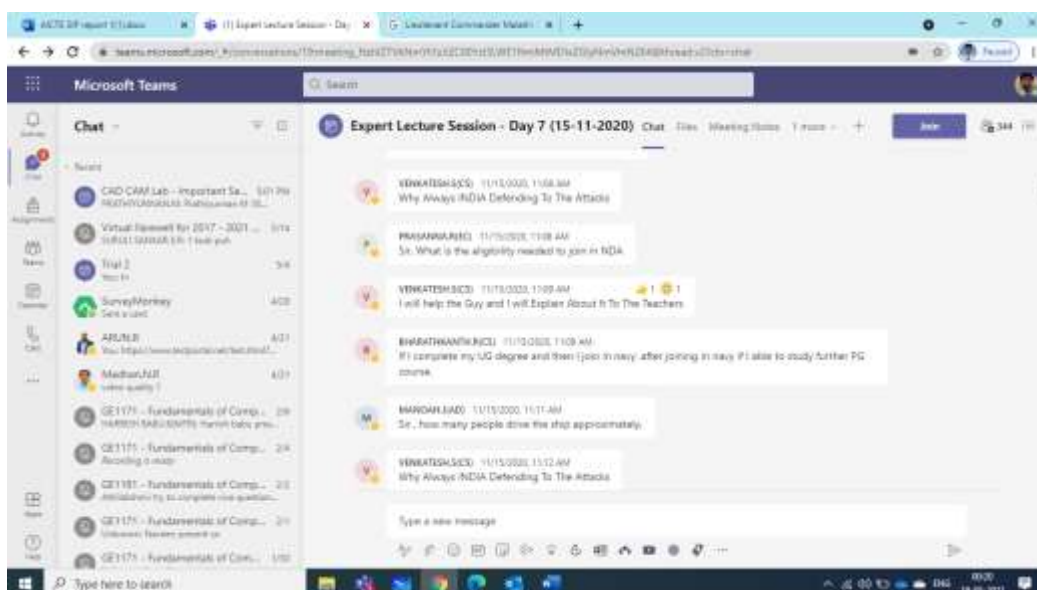
Online Student Induction Programme – 2020-2021

Finally, they felt that their decision of choosing engineering as their carrier was the right choice from the speech.

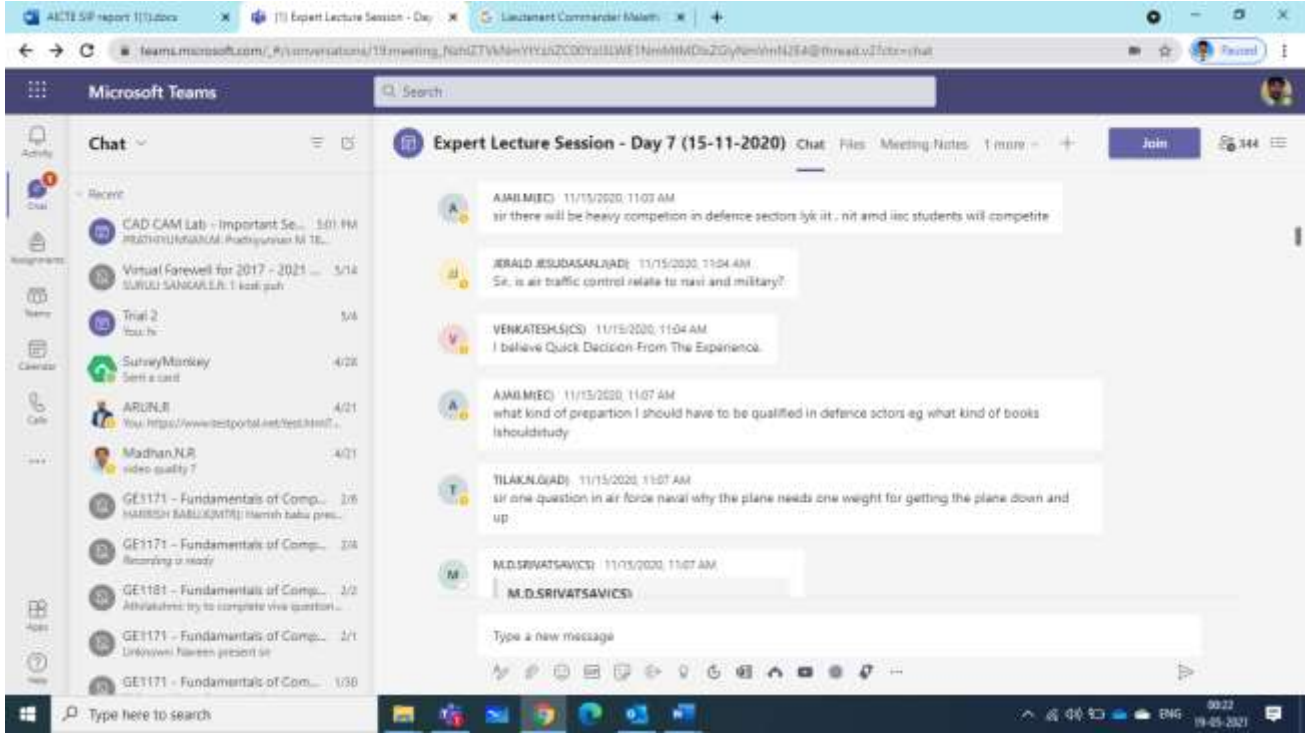


Day 7 (15-11-2020) – Opportunities in Defence Sectors - Lt. Commander Kavin Sakthi Saravanan K

Kavin Sakthi Saravanan, Lieutenant Commander, Indian Navy officer delivered the session to the students about 'Opportunities in Defence Sectors'. Some of the points shared with our students gave a close look at Maritime India, Exclusive Economic zone, Offshore Oil production, Marine Fisheries, Skill India Initiatives, Awareness on Navy, Training command which are informative and interesting. The information related to the roles of the navy is really an eye opener to our students.

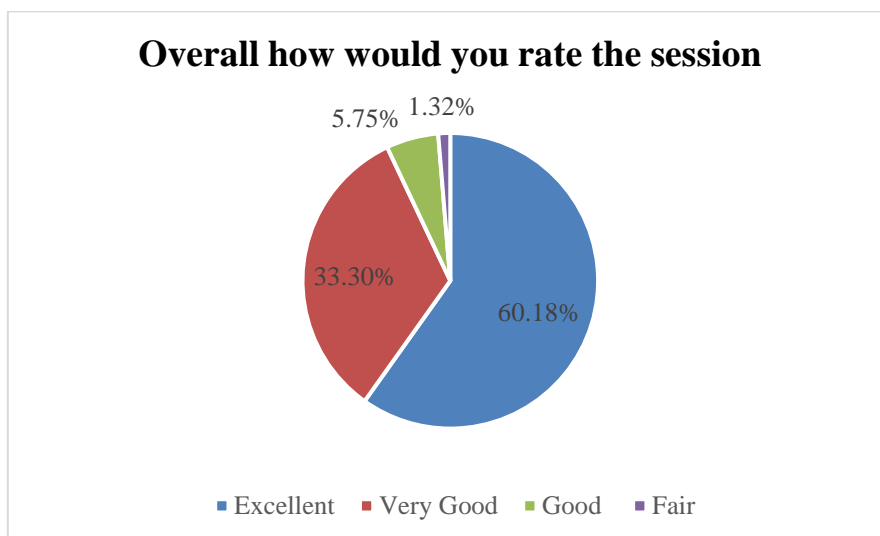


Online Student Induction Programme – 2020-2021



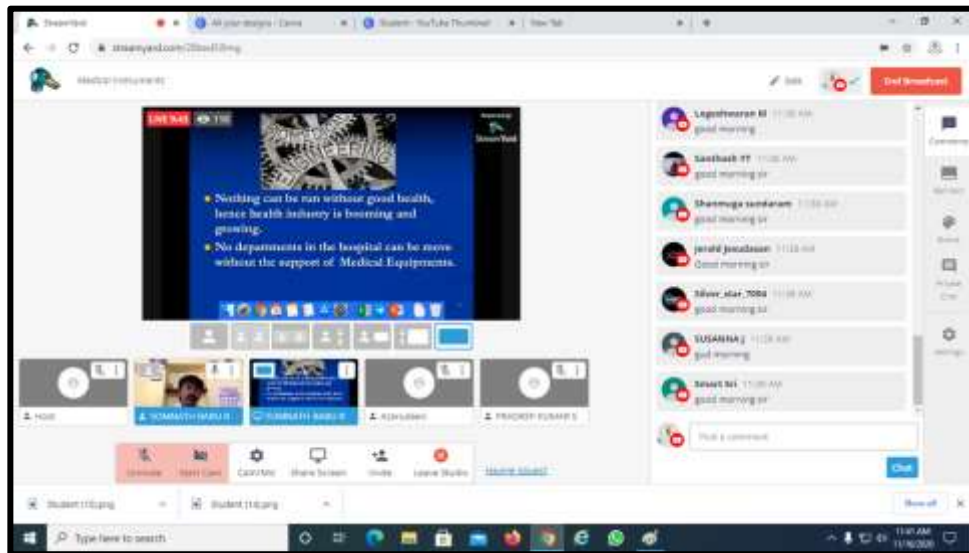
Feedback Analysis : From 223 Responses

The lecture was very informative and fabulous. The students gained knowledge about defense sector and also got to know the roles of Engineering and opportunities in Navy department. The session was very motivational and amazing one which had given a good exposure about the defense sectors.



Online Student Induction Programme – 2020-2021

Day 8 (16-11-2020) – Medical Instruments – JC HGF R. Somnath Babu



JC HGF Somnath Babu R, Business Director of Shree Mediks enlightened the students about Medical Instruments. In this session, he explained about hospital infrastructure and various medical instruments used in different hospitals. He categorized the medical instruments as

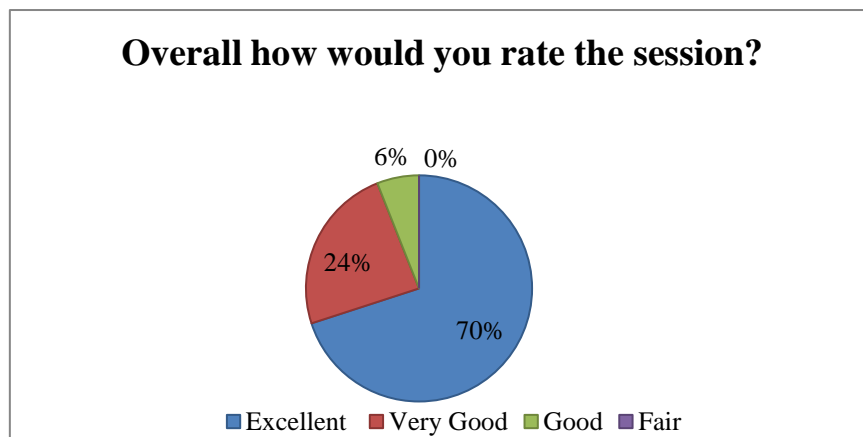
1. Domestic range
2. Fundamental range
3. Specialization range
4. Accessories range
5. Disposables.

Online Student Induction Programme – 2020-2021

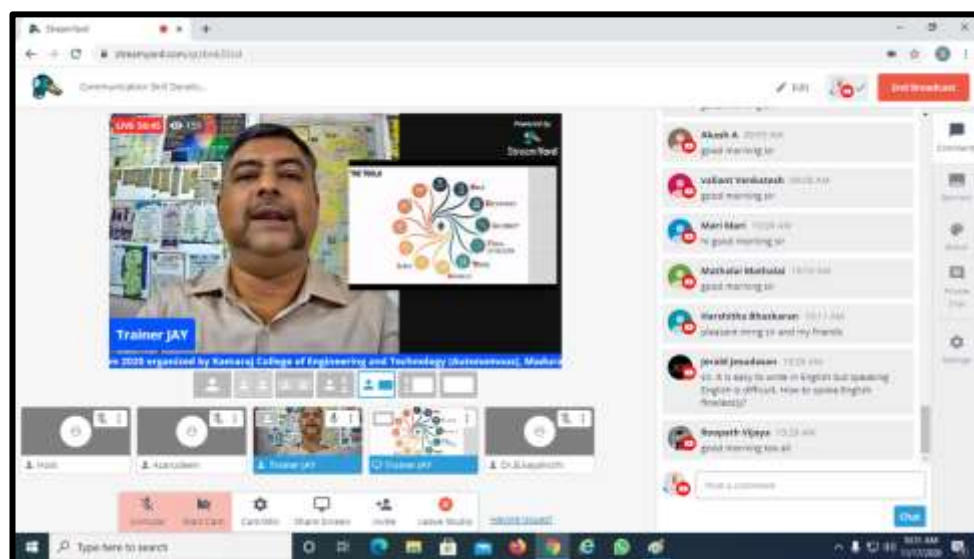
He gave some examples of the instruments and he quoted the instruments uses and working principles. He also discussed the various medical instruments that are used in Operation Theatres.

Feedback Analysis : From 100 Responses

The lecture was awesome and very useful in this pandemic period(corona) as the students learnt a very useful details about medicines and medical instruments used in the field of Biotechnology. Some students found it quite interesting and requested more videos explaining Biological concepts and structures.



Day 9 (17-11-2020) – Communication Skill Development – Mr. Jayaram Umasankar



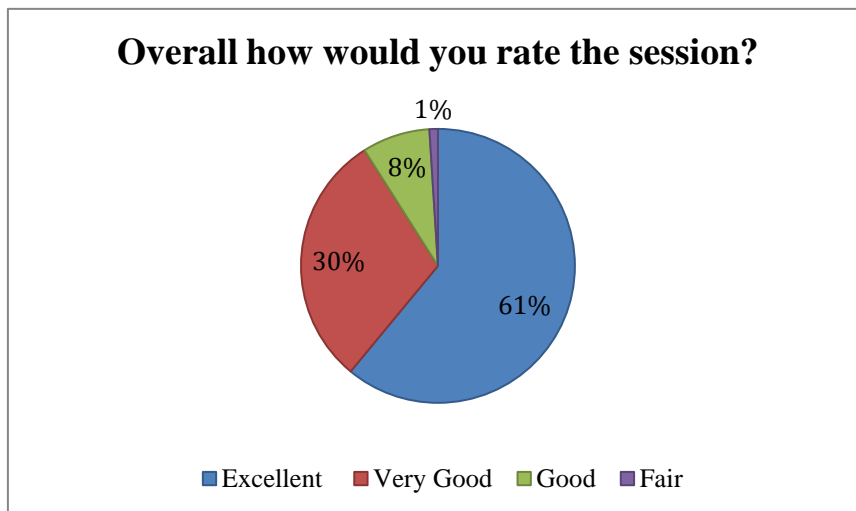
Mr. Jayaraman Umasankar, Corporate trainer from Vibha Consultancy delivered a lecture on ‘Communication Skill Development’. He discussed the 5 modes of communication namely face to face, group, mass, distant and written. If the students want to be effective in these five modes of

Online Student Induction Programme – 2020-2021

communication, they should be strong in the 5C concept – Clear, Correct, Concise, Complete and Compelling. He also explained about the barriers that affect communication.

Feedback Analysis : From 144 Responses

The speaker was worth listening as he conveyed all the points such as how to develop attractive communication skills, how to get rid of nervousness and how to overcome stage fear in a nutshell. The content delivery was very interesting which helped the students to get a clear view about their own communications skills and also got to know the ways and tricks to be followed to enhance communicative talent.



Day 10 (18-11-2020) – Overview of Indian Agriculture – Er. Krishnasamy

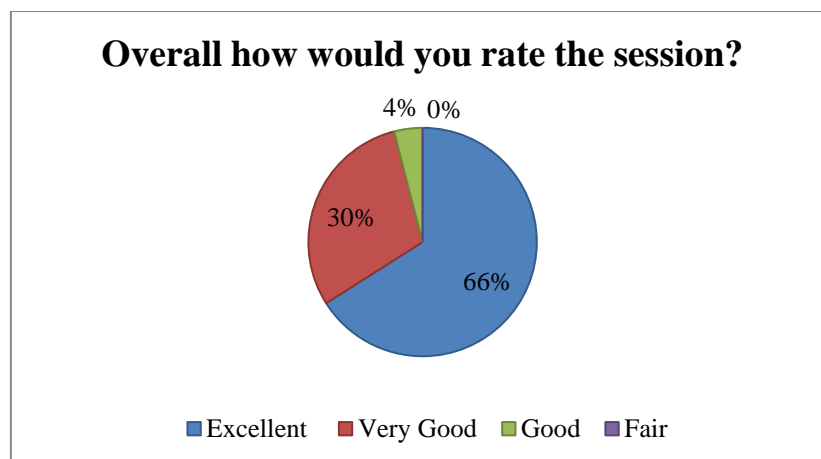


Online Student Induction Programme – 2020-2021

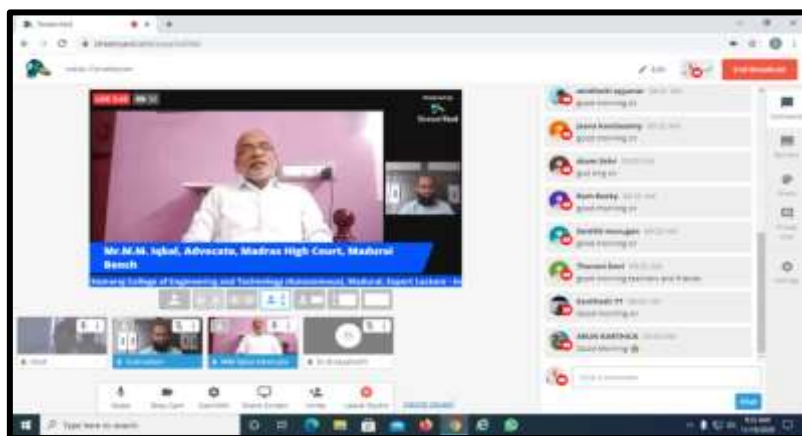
Er.Krishnasamy, Retd. Executive Engineer , Agriculture Department delivered a lecture on ‘Overview of Indian Agriculture’. He described the ancient agricultural practices and the types of agriculture in Tamilnadu - irrigation and rain fed irrigation. Vaigai, Cauvery and Thamirabarani are the main rivers used for irrigation in Tamilnadu. He explained about Green Revolution in India and its drawbacks, water management system and modernization of irrigation practices.

Feedback Analysis : From 114 Responses

The students found that the lecture was very valuable and which was very helpful to learn about modern techniques, modern equipments in agriculture and also, they got to know about the various soil types. Overall, they commented that the topic was very wonderful which needs to be discussed in this crucial current situation.



Day 11 (19-11-2020) – Indian Constitution – Mr. M. M. Iqbal, Advocate



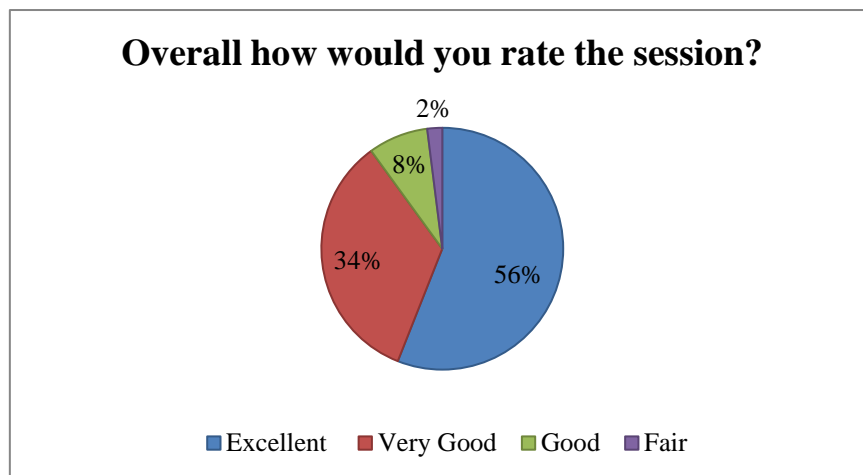
Mr. M. M. Iqbaal, Advocate, Madras High Court briefed the students about ‘Indian Constitution’. He spoke about the chief architect of the Indian constitution Dr. B. R. Ambedkar and

Online Student Induction Programme – 2020-2021

described India as the lengthiest Constitution in the world. He also classified the Indian constitution as Union and its territory, Citizenship and Fundamental rights. He also made the students aware about articles 14 to 32 and some amendments.

Feedback Analysis : From 170 Responses

The lecture was very excellent informative and helpful to the students to learn about articles and laws existing in Indian constitution. The students were very thankful for the valuable and wonderful session which enlightened them regarding rules and acts in the constitution.



Day 12 (20-11-2020) – Indian Architecture – A Historical Perspective – Dr. S. Kannan

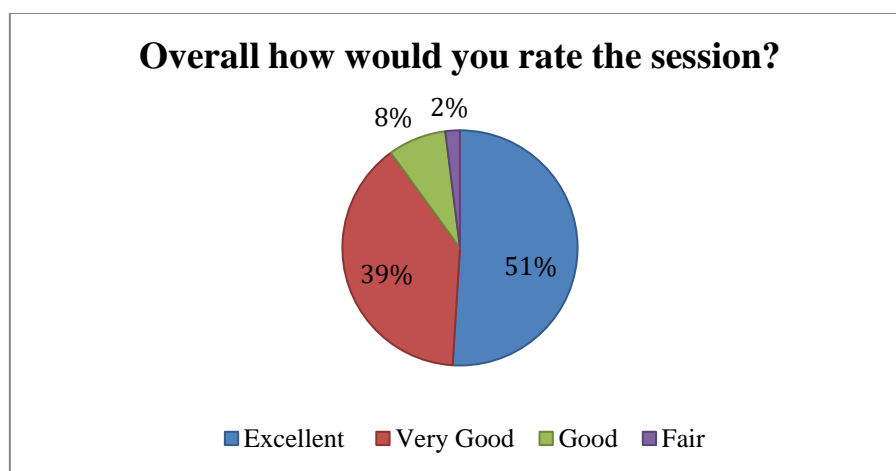


Dr.S. Kannan, Associate Professor, Department of History, Raja Doraisingam Government Arts College discussed 'Indian Architecture: A historical Perspective'. He discussed on the periodisation of Indian architecture and gave the students a brief overview of the construction marvels of various monuments in India.

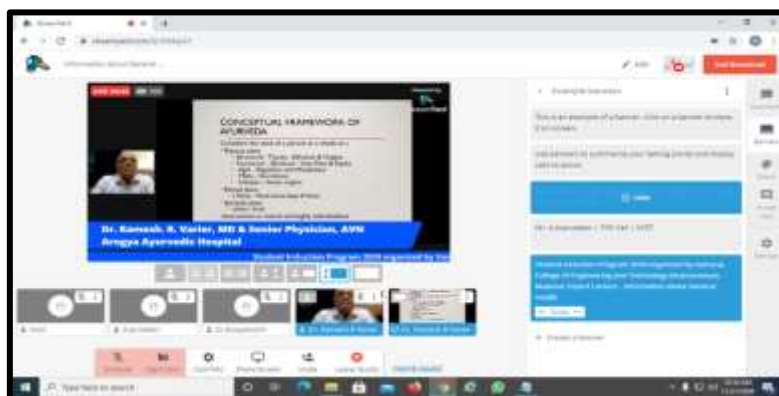
Online Student Induction Programme – 2020-2021

Feedback Analysis : From 144 Responses

The speaker has given a more interesting and helpful speech which elaborated about the historical monuments and their backgrounds. He gave a clear idea about the ancient temples based on Indian architecture built by the kings such as Cholas, Pandavas, Pallavas etc., Students got a lot of information about ancient Architecture and they were able to imagine our old culture from his explanation about cave paintings.



Day 13 (21-11-2020) – Information about General Health – Dr. Ramesh R Varier



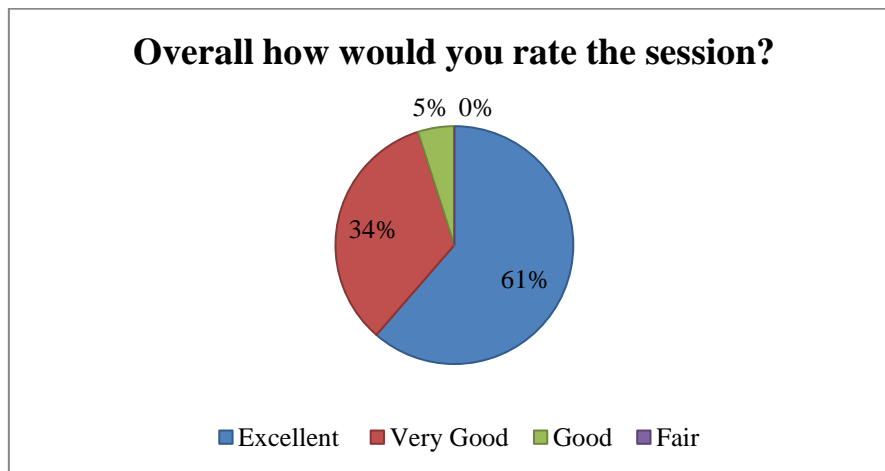
Dr. Ramesh R Varier, Managing Director of AVN Arogya Ayurveda Retreat gave a lecture on the topic 'Information about General Health'. He addressed the students on the definition of what health really means and wellness. He also gave a brief overview of the framework of Ayurveda and Ayurveda's Strategies for maintenance of health. He also gave some encouraging tips to the students for maintaining a healthy lifestyle and good health.



Online Student Induction Programme – 2020-2021

Feedback Analysis : From 129 Responses

According to students point of view this session was very useful and nice session that they have ever attended. They have gained lot of information about health and nutritional food. They got more ideas about how to keep their body fit and healthy. They are very much eager to follow the tips given by the speaker regarding the timings for the intake of food and also about the diet consciousness.



Online Student Induction Programme – 2020-2021

Session 3: Group Activity

Timing for the session : 11.30 AM to 01.00 PM

In this session we divided the students into 7 parts. We have conducted totally 11 group activity sessions. For the first 7 days we conducted the same group activity session based on the schedule. For the last four days we conducted this as a department specific activity. We are sharing a brief overview of these sessions based on group-wise.

Group I : Computer Science Engineering

Schedule

Day	Date	Topic	Resource Person
2	10-11-2020	Craft Workshop	Mr. T. Hariprasth, AP/EEE
3	11-11-2020	Poster Making	Mr. B. K. Parrthipan, AP/Mechanical
4	12-11-2020	Communication	Mr. G. Sakthivel, AP/MTR
5	13-11-2020	Project out of Waste	Mrs. P.Muthumari, AP/ECE
7	15-11-2020	Short Film Making	Ms. P. Kaviya, AP/IT
8	16-11-2020	Holistic Food	Mr. S. Manibalan, AP/BT
9	17-11-2020	Social Networking (Do's and Don'ts)	Mrs. P. Swathika, AP/CSE
10	18-11-2020	Connection	Dr. R. Ramya & Ms. T. Rajashree, AP/CSE
11	19-11-2020	Hardware Demo	Dr. R. Ramya & Ms. T. Rajashree, AP/CSE
12	20-11-2020	Mobile app development	Ms. K. Muthulakshmi & Mr. G. Srinivasa, AP/CSE
13	21-11-2020	Mobile app development	Ms. K. Muthulakshmi & Mr. G. Srinivasa, AP/CSE

10-11-2020: Craft Workshop – Mr. T. Hariprasth, AP/EEE

In the craft workshop mandala arts and newspaper art were covered.

Following points were discussed during the session

For Mandala art

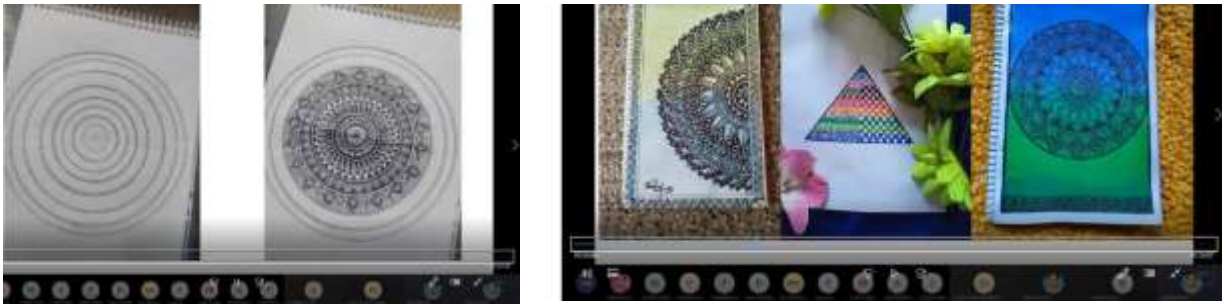
1. What is mandala
2. Explaining the procedure for creating a mandala

Online Student Induction Programme – 2020-2021

3. How to combine the mandala patterns

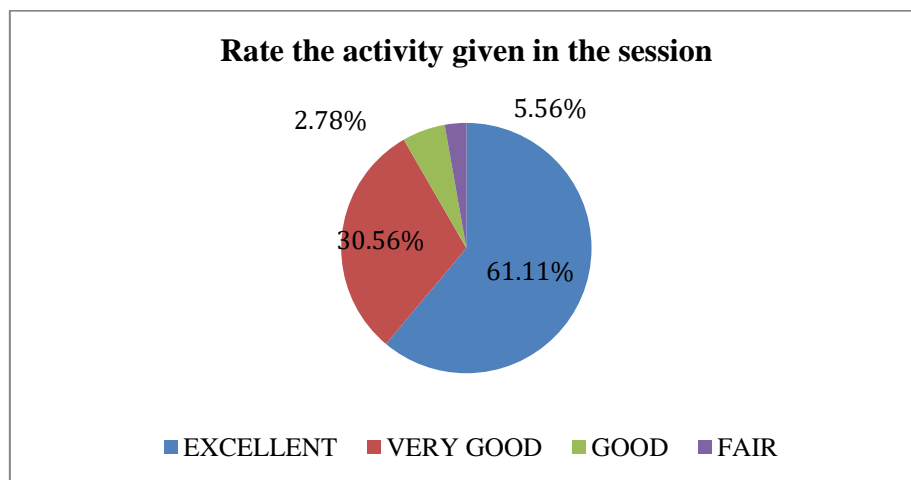
For Newspaper art

1. Explain the procedure for making models using newspaper.
2. Given ideas for making the models.



Feedback Analysis : From 67 Responses

Based on the feedback received from the students, we identified that 5% of the students rated as fair for this activity, because they were facing network issues and long timing of the sessions. We rectified these issues in the next activity.



Online Student Induction Programme – 2020-2021

Student Activities



11-11-2020: Poster Making – Mr. B. K. Parrthipan, AP/Mechanical

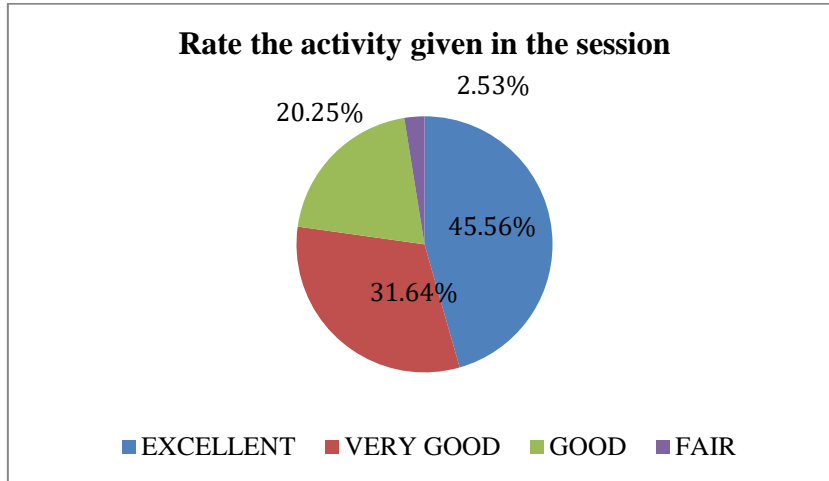
Following points were discussed during this session

- How to make a poster
- Types of poster
- Purpose of making poster
- Ideas about making effective poster
- How to convey information to others with the help of posters.




Feedback Analysis : From 229 Responses

Online Student Induction Programme – 2020-2021

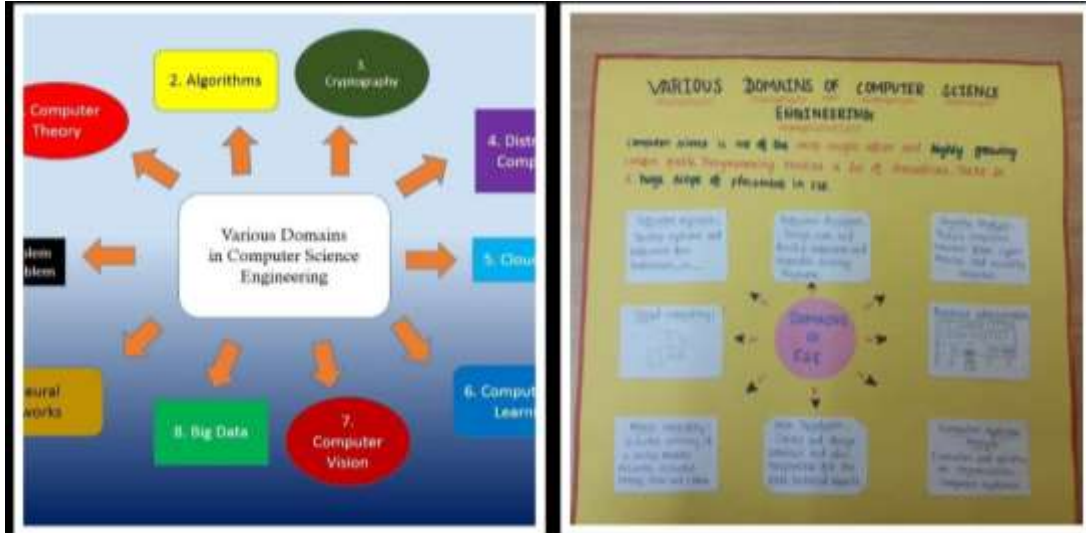


Regarding the poster making, we identified that 1.26 % of the students rated as fair for this activity, because they felt it boring because of the time duration.

Student Activities



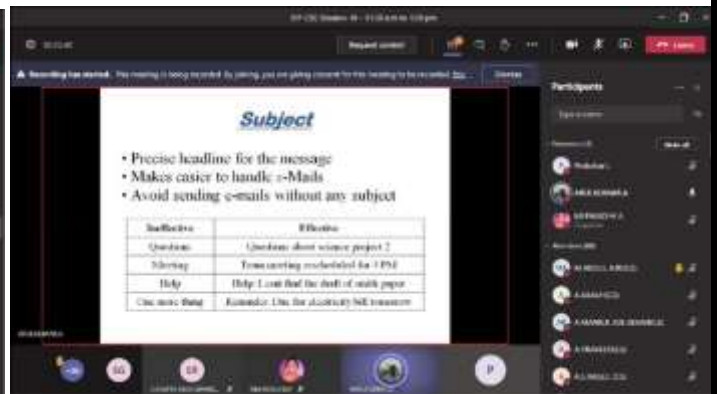
Online Student Induction Programme – 2020-2021



12-11-2020 : Communication – Mr. G. Sakthivel, AP/MTR

Following points were discussed with the students in this session

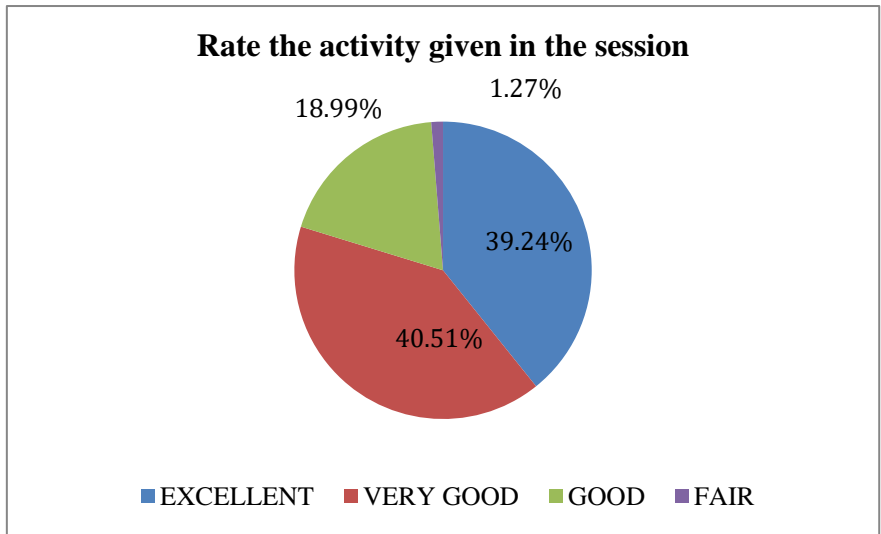
- Types of communication
- How to use internet to gather information on a particular topic using correct keyword
- Boolean search in Google
- Essay writing – Hamburger Format
- How to construct paragraph using SPELT concept
- Activity on rearranging sentences
- Example for an essay
- What is E-Mail
- How to write an effective E-Mail
- Structure of an E-mail
- Comparison of Good and Bad E-mail
- Activity on E-Mail (Fill in the blanks)
- E-Mail Etiquette



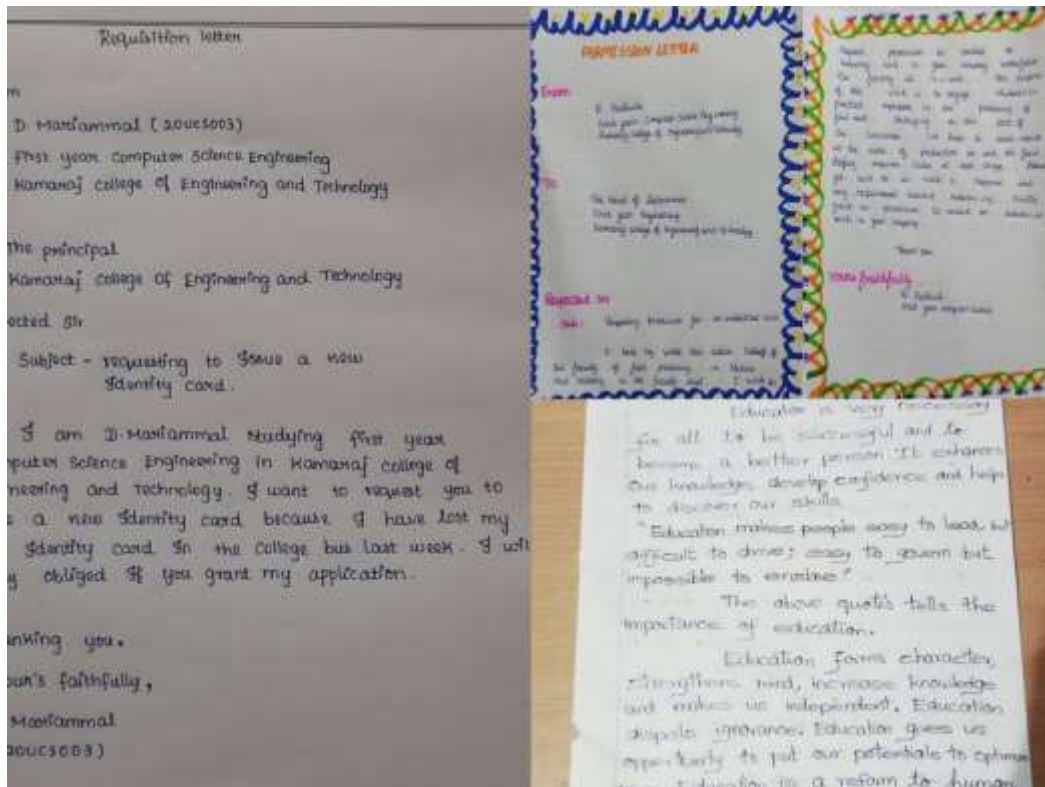
Online Student Induction Programme – 2020-2021

Feedback Analysis : From 79 Responses

From the feedback given by the students, it is identified that only 1.27 % of the students rated as fair for this activity because of network issues and time duration.



Student Activities



Online Student Induction Programme – 2020-2021

13-11-2020: Project out of Waste – Mrs. P.Muthumari, AP/ECE

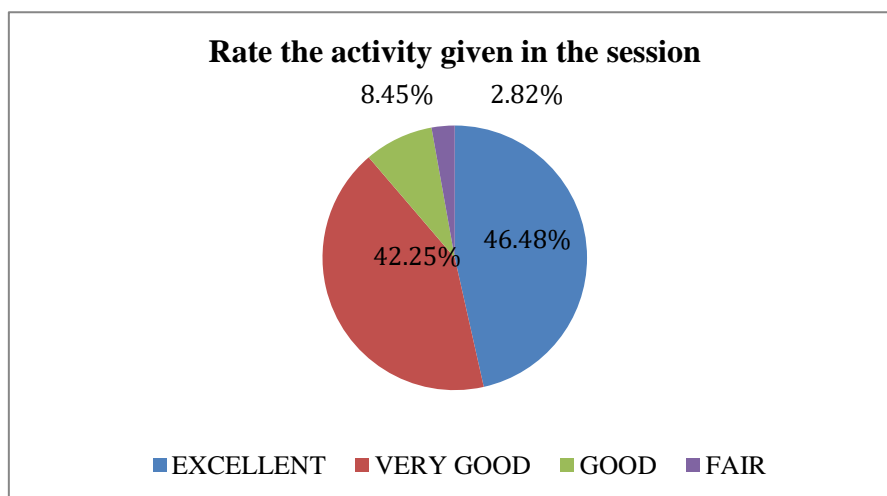
In this session we delivered a lecture regarding Waste management.

- Important Points focused were
 - Points about different type of waste
 - Focus points are: E-waste, Non-biodegradable waste, Household waste and Medical waste, etc
 - How to manage effectively-Existing Waste Management
 - Advantages of waste Management
 - Harmful effects & subsequences of Waste.



Feedback Analysis : From 71 Responses

This activity has gained a very good feedback from the students and they very much satisfied



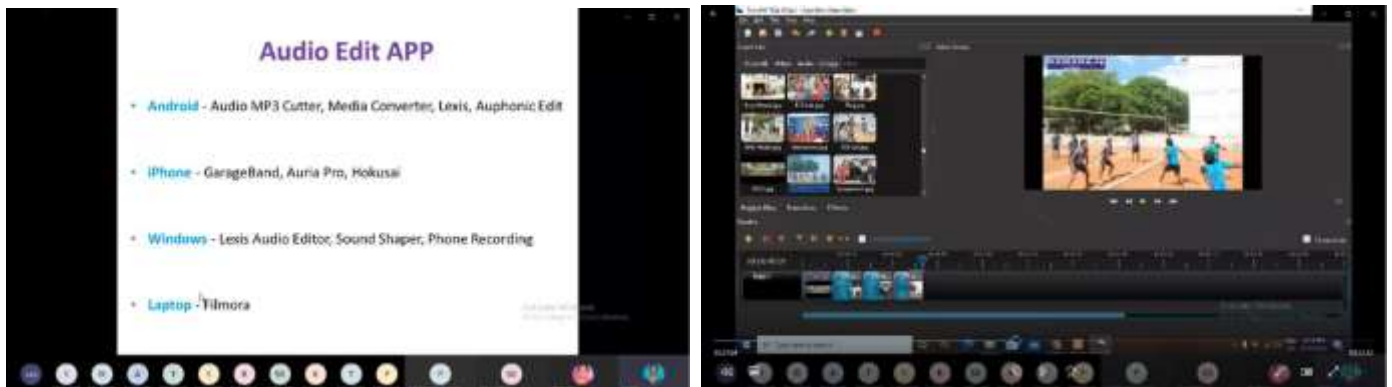
Online Student Induction Programme – 2020-2021

Student Activity



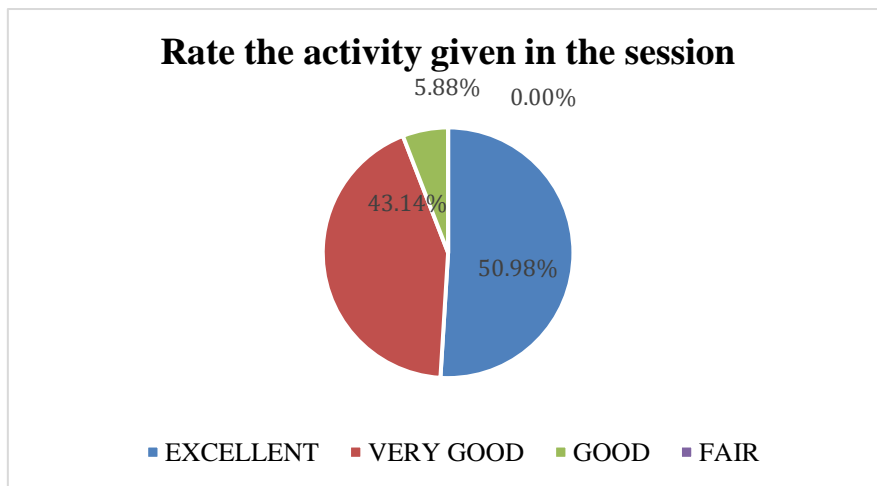
15-11-2020: Short Film Making – Ms. P. Kaviya, AP/IT

1. An introduction to short film with advantages and disadvantages were discussed.
2. Various editing applications available for pictures, video and audio were discussed.
3. Students told what applications they are using for their content making.
4. General Instructions
 - 4.1. Take 10 best photos / 3 videos as per your theme.
 - 4.2. Edit the photos as per your theme.
 - 4.3. Convert the photos into video / merge the videos.
 - 4.4. Edit the audios (3 to 5) as per your theme.
 - 4.5. Make it as a short film - Minimum 30 Sec. to Maximum 2 Min.
5. Faculty gave a demo for combining the photos into video and adding suitable audio content.



Online Student Induction Programme – 2020-2021

Feedback Analysis : From 51 Responses



16-11-2020: Holistic Food – Mr. S. Manibalan, AP/BT

The learner will:

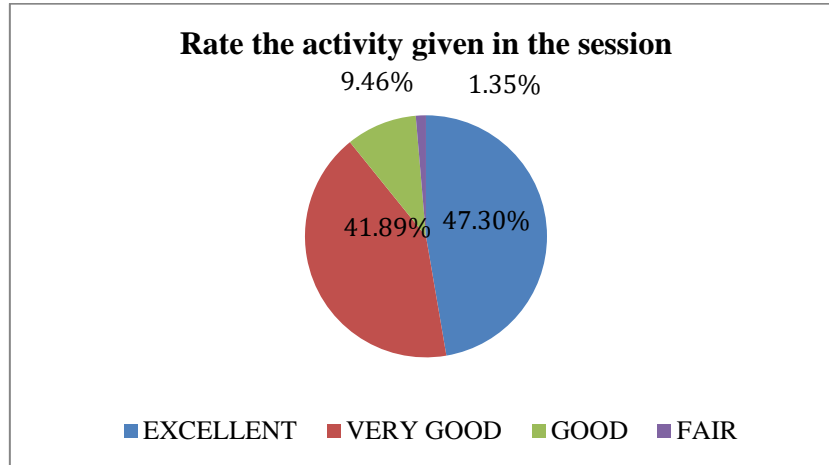
- define healthy food.
- recognize the food pyramid.
- sort a variety of foods into food pyramid categories.
- describe which foods they should eat more of (or less) than others.
- understand that healthy food is important to all people.
- distinguish wants and needs.



Feedback Analysis : From 74 Responses

This activity has gained a very good feedback from the students and they very much satisfied

Online Student Induction Programme – 2020-2021



17-11-2020: Social Networking (Do's and Don'ts) – Mrs. P. Swathika, AP/CSE

In this session, awareness on using social media was discussed. The following points were discussed with the students.

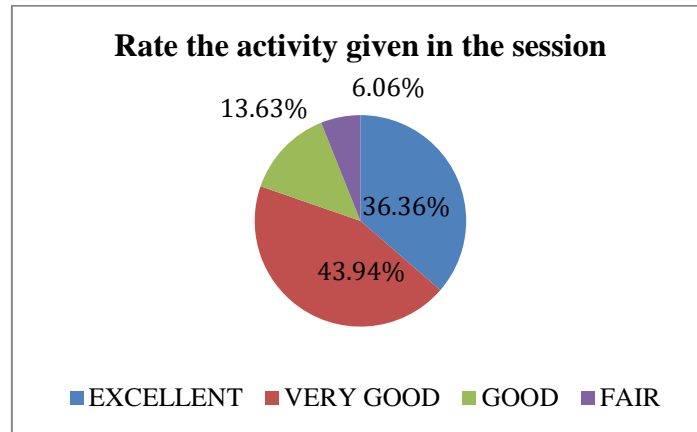
- What are social networking sites?
- Why social media is needed?
- Advantages & Disadvantages of Social networking
- Constructive way of utilizing social networks
- Youtuber
- Digital Marketing
- All about LinkedIn
- What are the advantages of using LinkedIn to student community?
- LinkedIn profile creation
- How to use LinkedIn to rise contact with industries for internship/Placement?
- LinkedIn Digital Learning- How to use it?



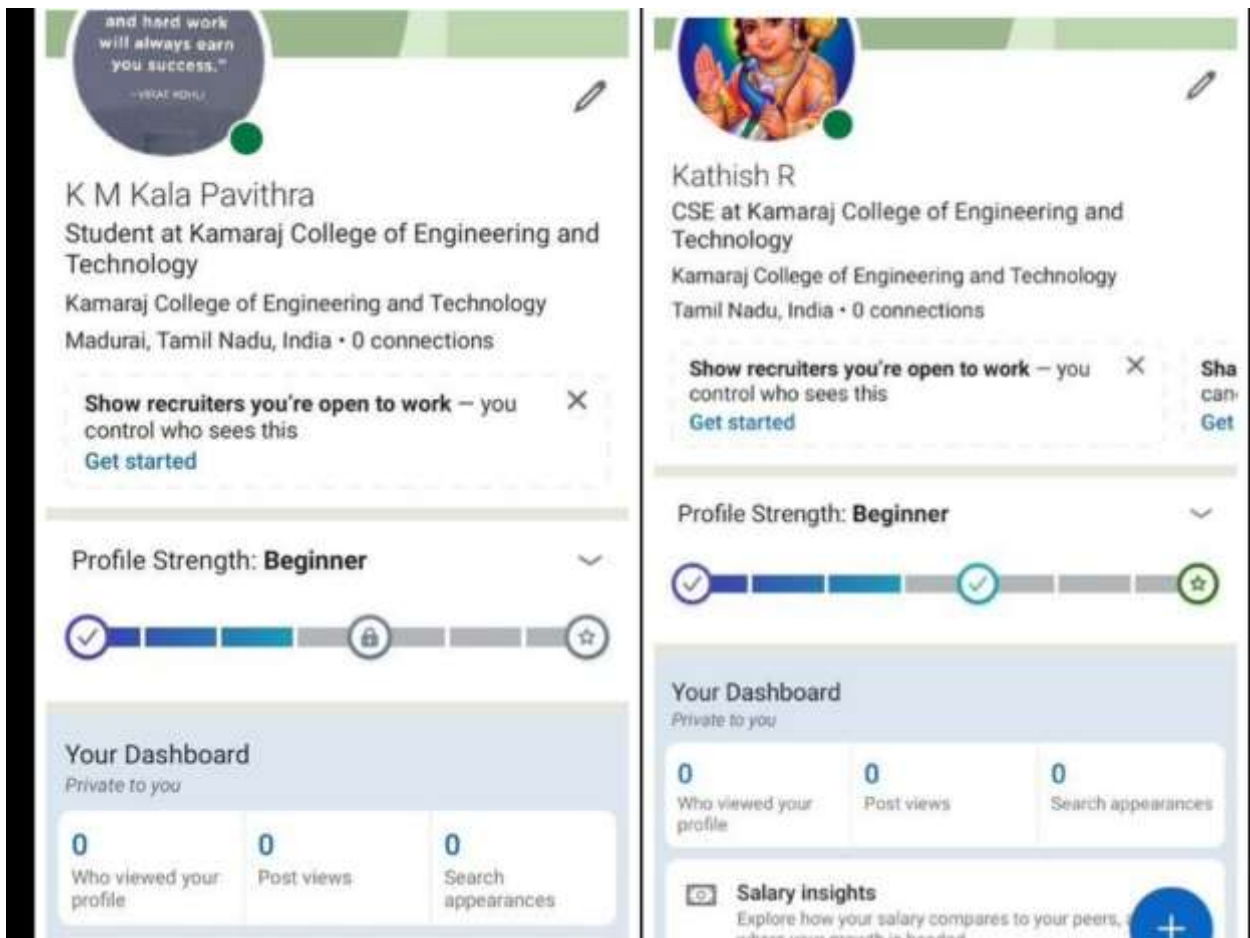
Feedback Analysis : From 66 Responses

Online Student Induction Programme – 2020-2021

This activity has gained a very good feedback from the students and they very much satisfied



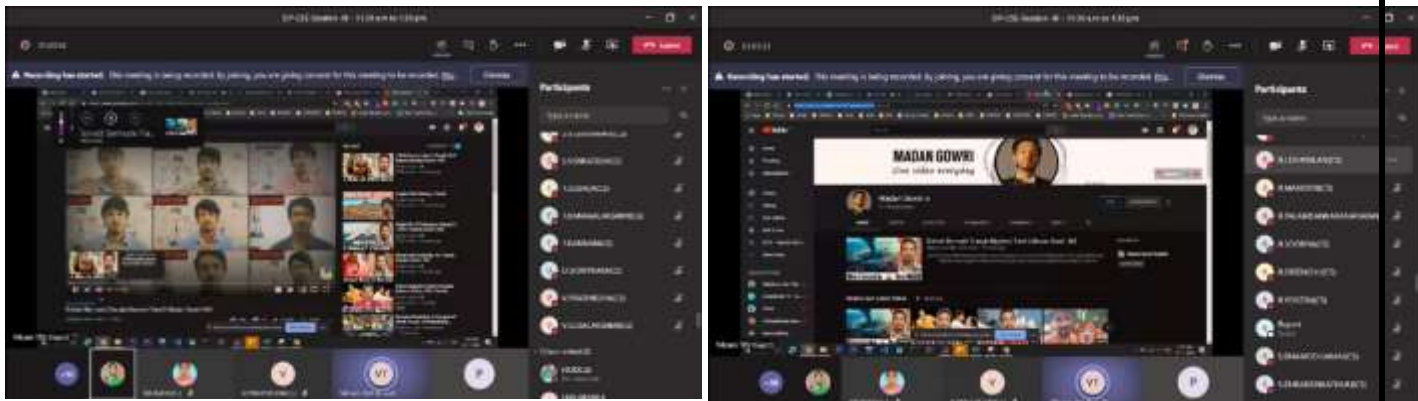
Student Activities



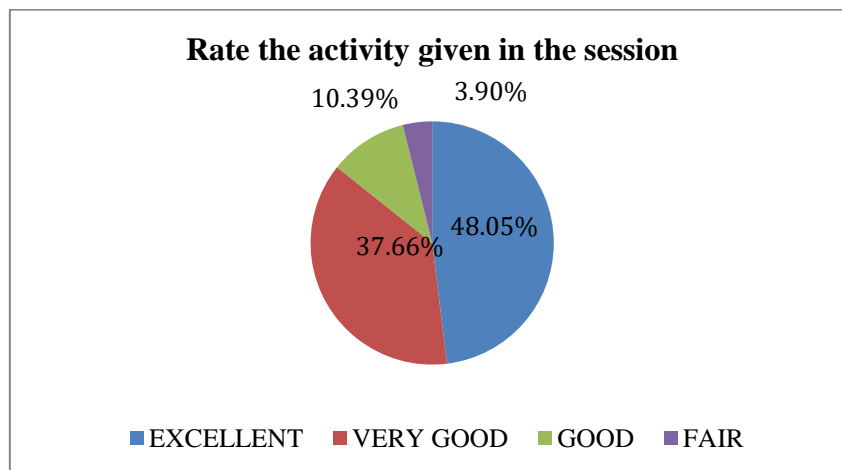
Online Student Induction Programme – 2020-2021

18-11-2020 – Connection – Dr. R. Ramya & Ms. T. Rajashree, AP/CSE

In this session connection game was conducted. We are showing two or more images related to Computer science Engineering, from these pictures' students are able to find out the answers.



Feedback Analysis : From 77 Responses



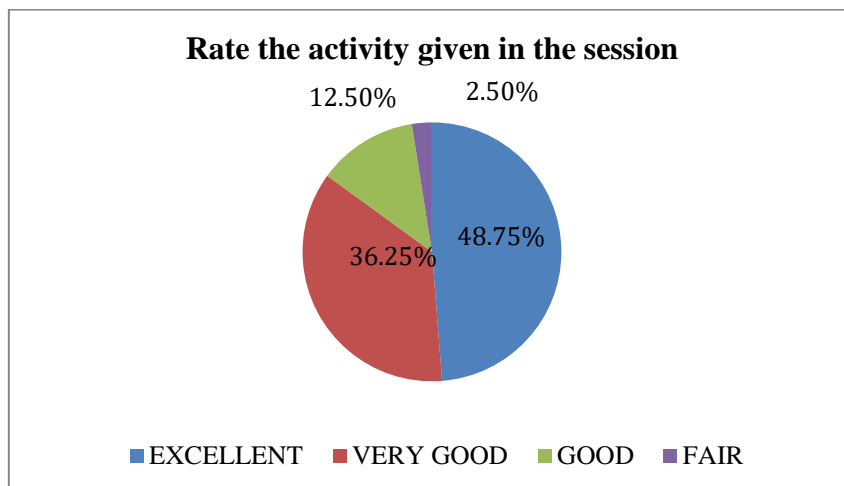
19-11-2020 – Hardware Demo - Dr. R. Ramya & Ms. T. Rajashree, AP/CSE

We had shown a live demo of how computer hardware works. The working principle of CPU, Computer data storage and mother board were discussed.

Online Student Induction Programme – 2020-2021



Feedback Analysis : From 80 Responses

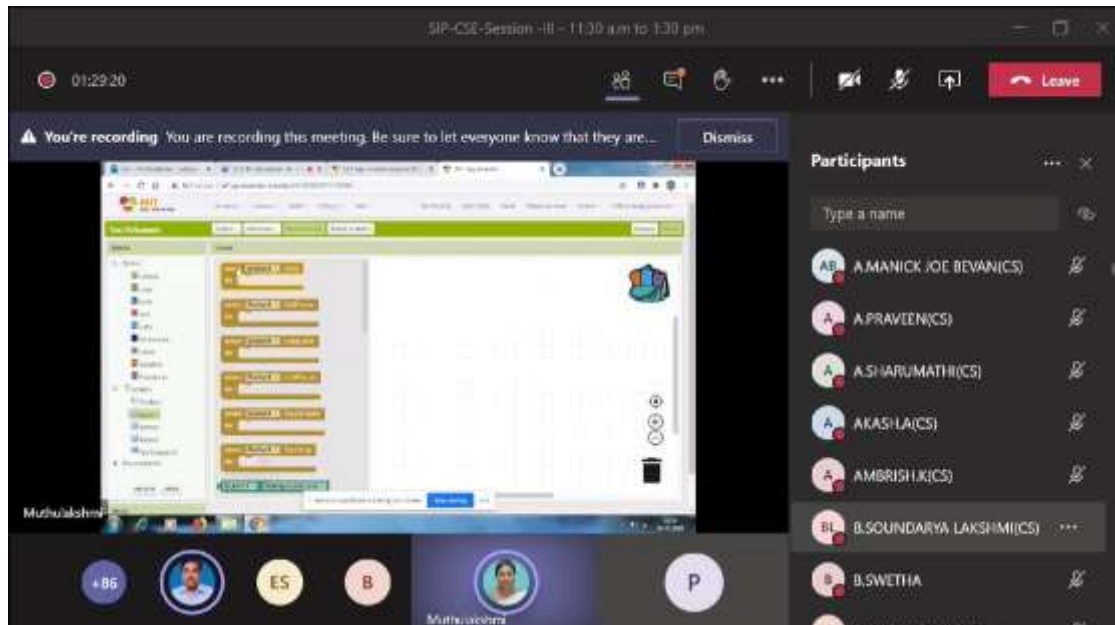


20-11-2020 – Mobile app development – Ms. K. Muthulakshmi & Mr. G. Srinivasa, AP/CSE

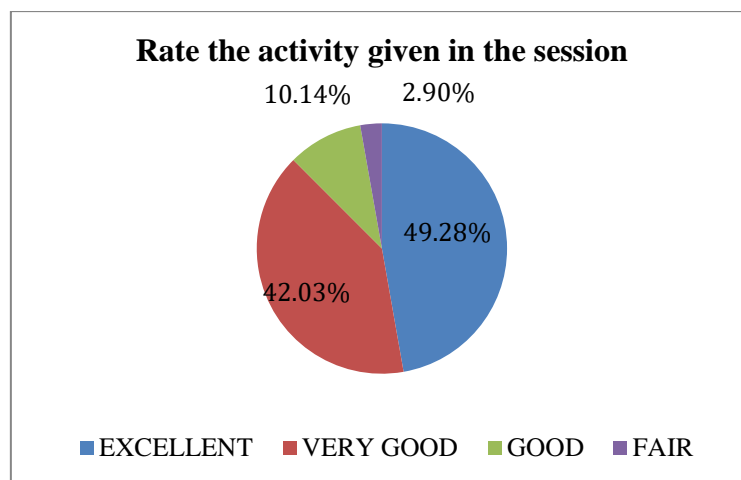
In this session the following points were discussed

- About mobile app development
- Procedure for developing mobile app in android using Java language.

Online Student Induction Programme – 2020-2021



Feedback Analysis : From 69 Responses

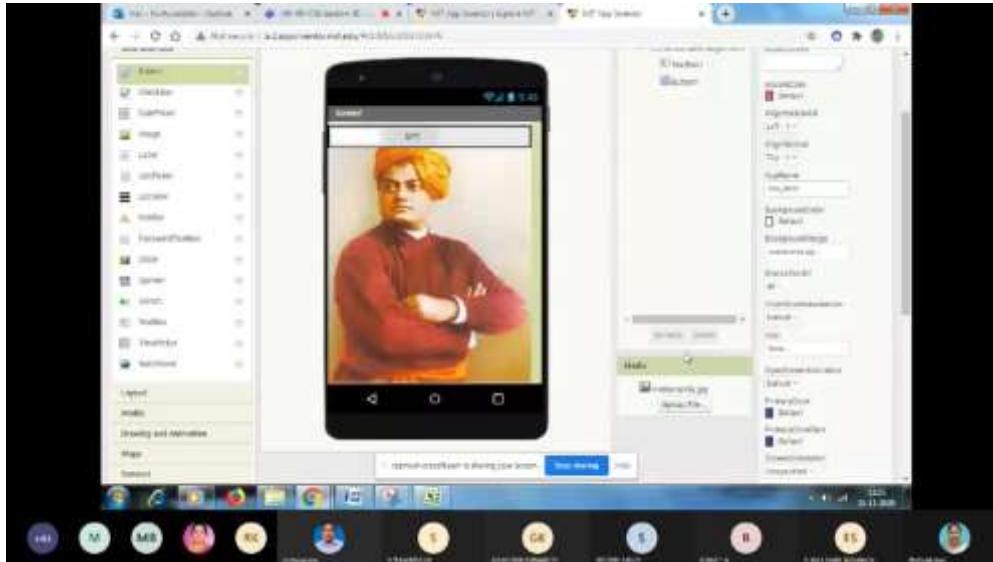


21-11-2020 – Mobile app development – Ms. K. Muthulakshmi & Mr. G. Srinivasa, AP/CSE

This session was followed by the previous day session. The following points were discussed.

- About mobile app development
- Procedure for developing mobile app in android using Java language.

Online Student Induction Programme – 2020-2021



Group II – Electronics Communication Engineering

Schedule

Day	Date	Topic	Resource Person
2	10-11-2020	Communication	Mr. S. Wesley Moses Samdoss, AP/MTR
3	11-11-2020	Project Out of Waste	Mrs.S.Nisharani, AP/ECE
4	12-11-2020	Short Film Making	Mr. D. Vendhan, AP/IT
5	13-11-2020	Holistic Food	Dr.A.Ronaldo Anuf, AP/BT
7	15-11-2020	Social Networking (Do's and Don'ts)	Mr.M.Rajasekaran, AP/CSE
8	16-11-2020	Craft Workshop	Mrs.C.Naga Devi, AP/EEE
9	17-11-2020	Poster Making	Mr.B.K.Parrthipan, AP/MECH
10	18-11-2020	Department Specific Application Development	Mr.M.Ramesh & Mr.S.Alwyn Rajiv, AP/ECE
11	19-11-2020	Basic Electronic Concept	Dr.C.Geetha Priya & Mrs.Gokila , AP/ECE

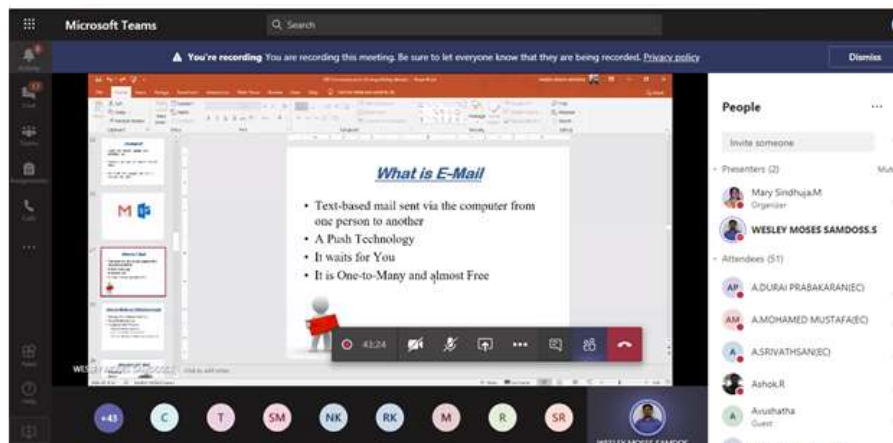
Online Student Induction Programme – 2020-2021

12	20-11-2020	Healthy Dietary Plan for an Engineer	Mrs.C.Nagavani & Dr.T.Pandiselvi , AP/ECE
13	21-11-2020	Identification of Electronics Object & Quiz	Dr.A.Geetha & Dr.V.Jeyalakshmi , AP/ECE

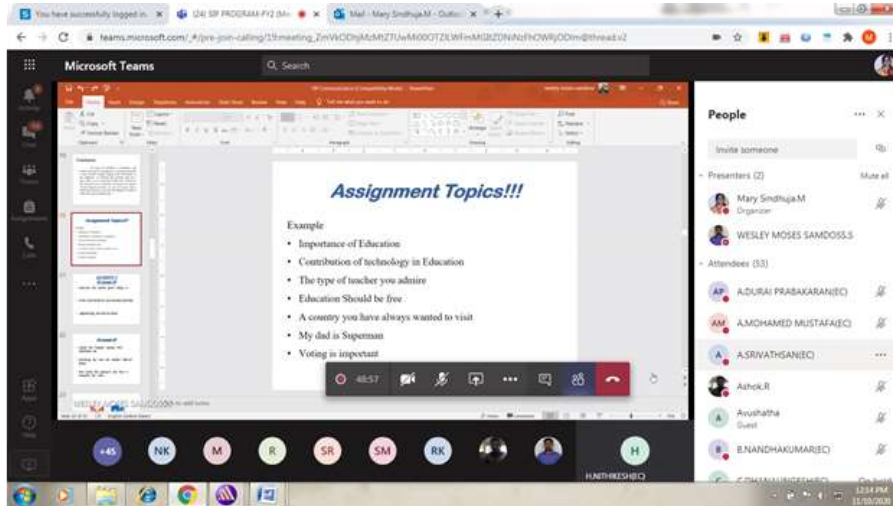
10-11-2020 -Communication – Mr. S. Wesley Moses smadoss, AP/MTR

Following points were discussed with the students in this session

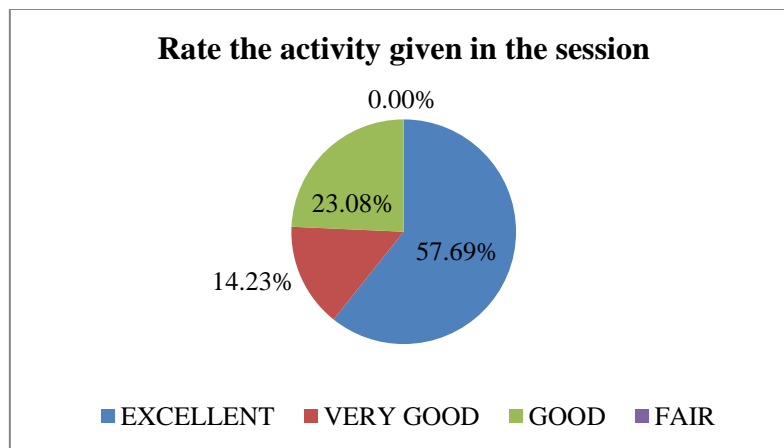
- Types of communication
- How to use internet to gather information on a particular topic using correct keyword
- Boolean search in Google
- Essay writing – Hamburger Format
- How to construct paragraph using SPELT concept
- Activity on rearranging sentences
- Example for an essay
- What is E-Mail
- How to write an effective E-Mail
- Structure of an E-mail
- Comparison of Good and Bad E-mail
- Activity on E-Mail (Fill in the blanks)
- E-Mail Etiquette



Online Student Induction Programme – 2020-2021



Feedback Analysis : From 26 Responses





Online Student Induction Programme – 2020-2021

Student Activities

write a letter to the HOD asking permission to go for industrial visit

From :
 B Nandha Kumar (2006202108)
 Department of ECE,
 Kamaraj college of engineering and technology,
 Madurai.

TO :
 Dr. R. Suresh Babu,
 The head of the department,
 Department of ECE,
 Kamaraj college of engineering and technology,
 Madurai.

Respected Sir,
 Subject: request to conduct an industrial visit.

I am B Nandha Kumar, belong to ECE department. I am writing this letter to request you to please approve and conduct industrial visit which is part of our curriculum as early as possible. I also request you to support and guide us to find all the ways for successfully completing the visit. All students are very much eager to do the visit and waiting for your approval and guidance. Kindly do the needful.

Thanking you,
 yours faithfully,

Email Writing

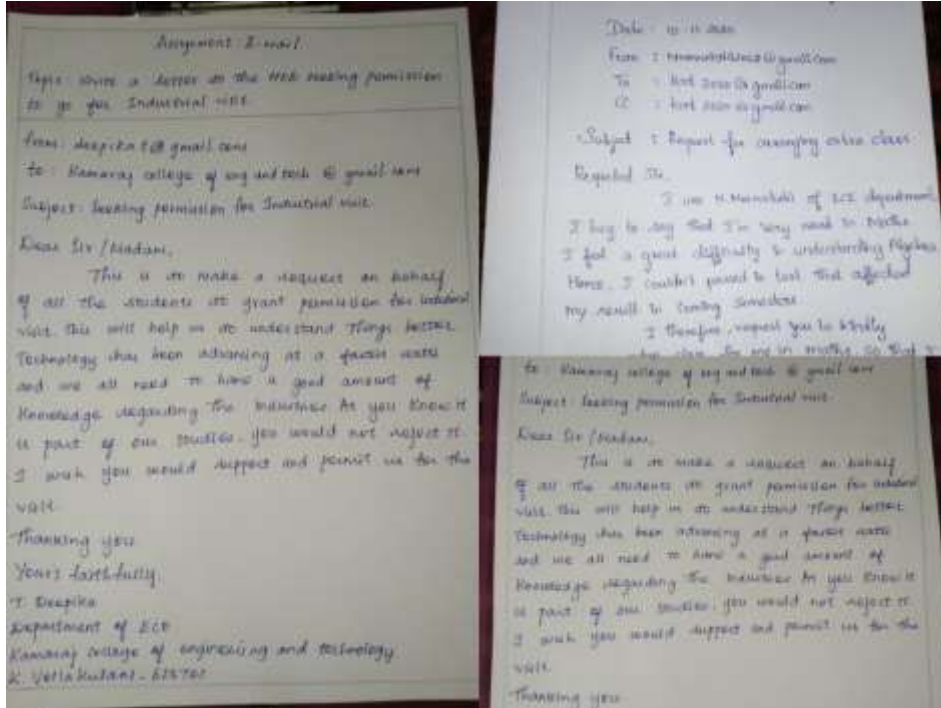
From : Karthikadevi K 621@gmail.com
 To : kamarajengg.edu.in@gmail.com
 Subject : permission to conduct extra classes

Dear Sir,

I am Karthikadevi, student of ECE department I year of your college. Our examination is coming near but our syllabus is not completed yet. Therefore we need some extra classes for completing our syllabus. It will be helpful for us to complete our syllabus if you kindly with your permission some extra classes after college hours.

Thank you
 yours faithfully,
 V. Karthikadevi
 I ECE (Engineering)

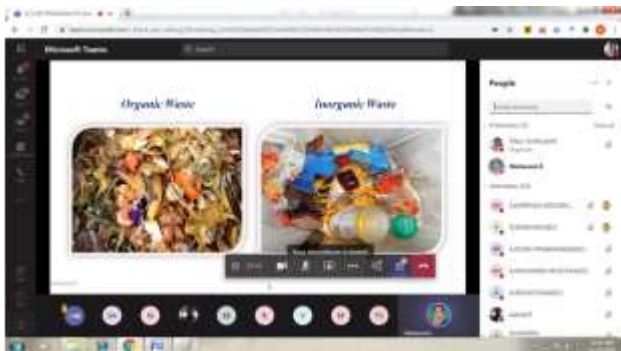
Online Student Induction Programme – 2020-2021



11-11-2020 – Project out of Waste -Mrs. S. Nisharani, AP/ECE

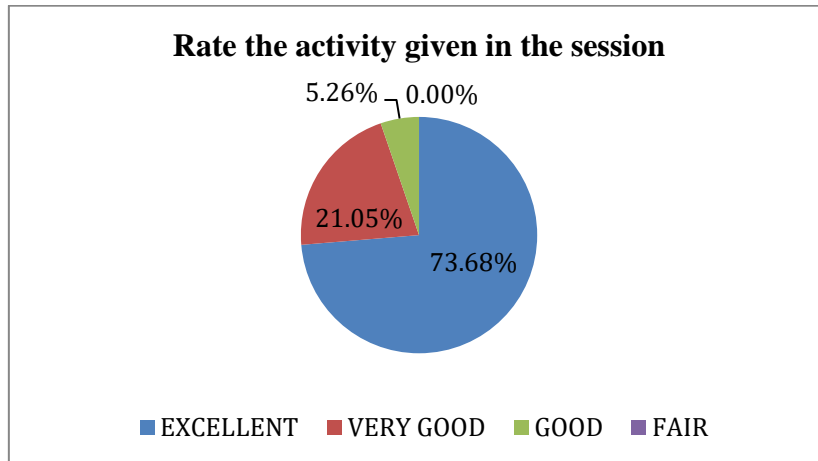
In this session we delivered a lecture regarding Waste management.

- Important Points focused were
- Points about different type of waste
- Focus points are: E-waste, Non-biodegradable waste, Household waste and Medical waste, etc
- How to manage effectively-Existing Waste Management
- Advantages of waste Management
- Harmful effects & subsequences of Waste.



Online Student Induction Programme – 2020-2021

Feedback Analysis : From 19 Responses



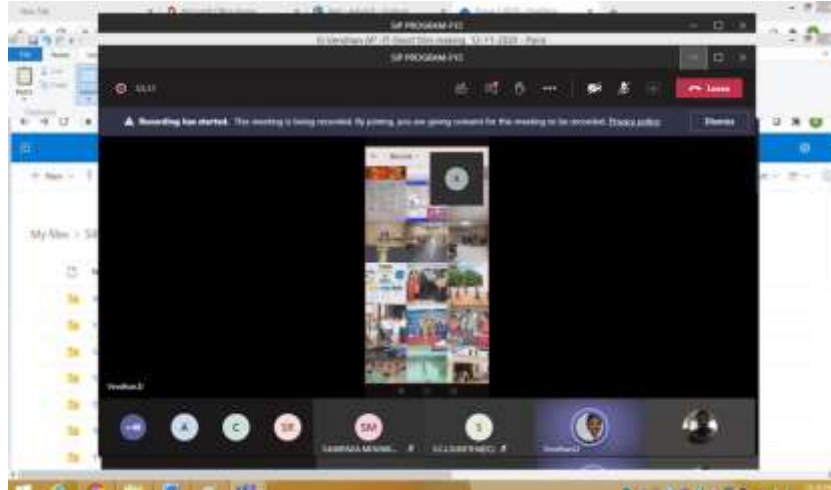
Student Activities



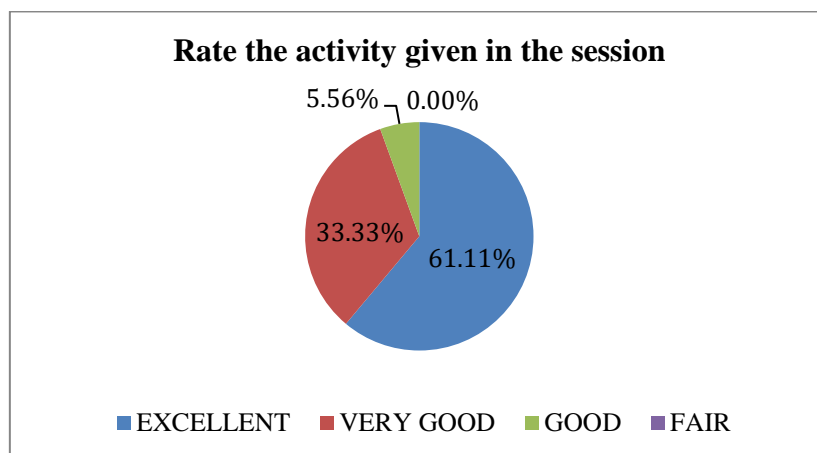
12-11-2020 – Short Film Making – Mr. D.Vendhan , AP/IT

1. An introduction to short film with advantages and disadvantages were discussed.
2. Various editing applications available for pictures, video and audio were discussed.
3. Students told what applications they are using for their content making.
4. General Instructions
 - 4.1. Take 10 best photos / 3 videos as per your theme.
 - 4.2. Edit the photos as per your theme.
 - 4.3. Convert the photos into video / merge the videos.
 - 4.4. Edit the audios (3 to 5) as per your theme.
 - 4.5. Make it as a short film - Minimum 30 Sec. to Maximum 2 Min.
5. Faculty gave a demo for combining the photos into video and adding suitable audio content.

Online Student Induction Programme – 2020-2021



Feedback Analysis : From 18 Responses

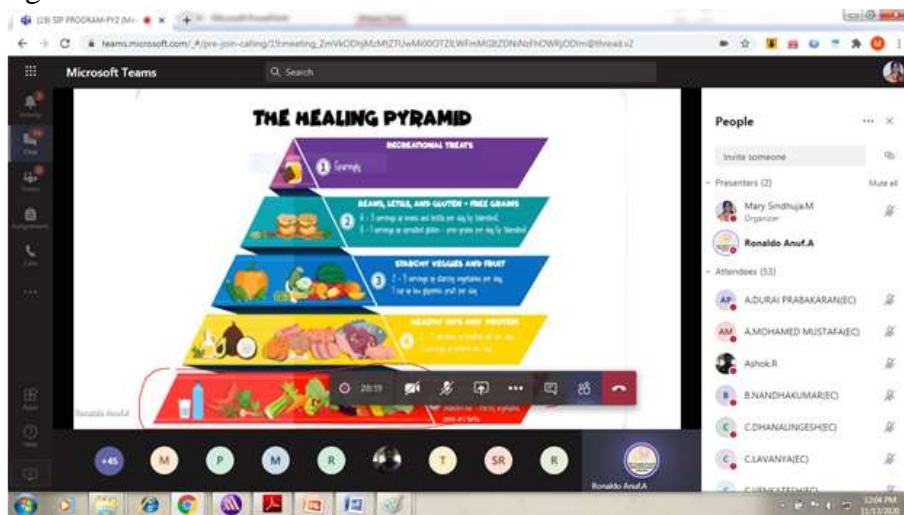


Online Student Induction Programme – 2020-2021

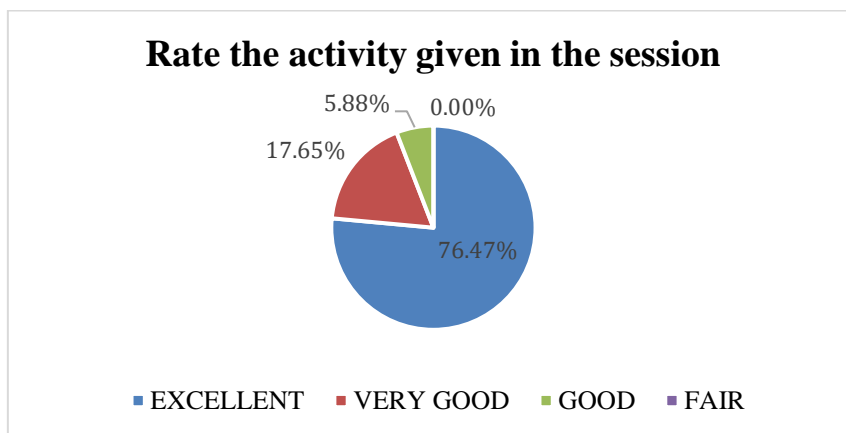
13-11-2020 – Holistic Food – Dr. A. Ronaldo Anuf, AP/BT

The learner will:

- define healthy food.
- recognize the food pyramid.
- sort a variety of foods into food pyramid categories.
- describe which foods they should eat more of (or less) than others.
- understand that healthy food is important to all people.
- distinguish wants and needs.



Feedback Analysis : From 17 Responses



Online Student Induction Programme – 2020-2021

Student Activities



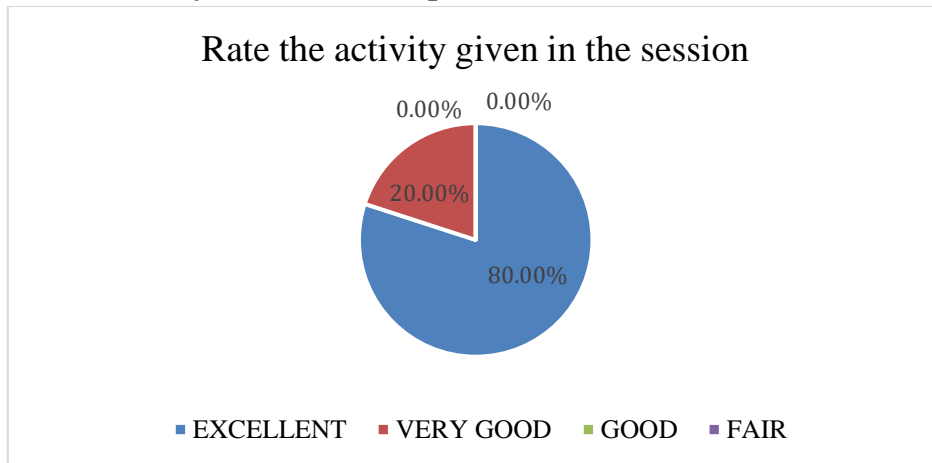
15-11-2020 – Social Networking Do's and Don'ts – Mr. M. Rajasekaran, AP/CSE

In this session, awareness on using social media was discussed. The following points were discussed with the students.

- What are social networking sites?
- Why social media is needed?
- Advantages & Disadvantages of Social networking
- Constructive way of utilizing social networks
- Youtuber
- Digital Marketing
- All about LinkedIn
- What are the advantages of using LinkedIn to student community?
- LinkedIn profile creation
- How to use LinkedIn to rise contact with industries for internship/Placement?
- LinkedIn Digital Learning- How to use it?

Online Student Induction Programme – 2020-2021

➤ Feedback Analysis : From 5 Responses



16-11-2020 – Craft Workshop – Mrs. C. Nagadevi, AP/EEE

In the craft workshop mandala arts and newspaper art were covered.

Following points were discussed during the session

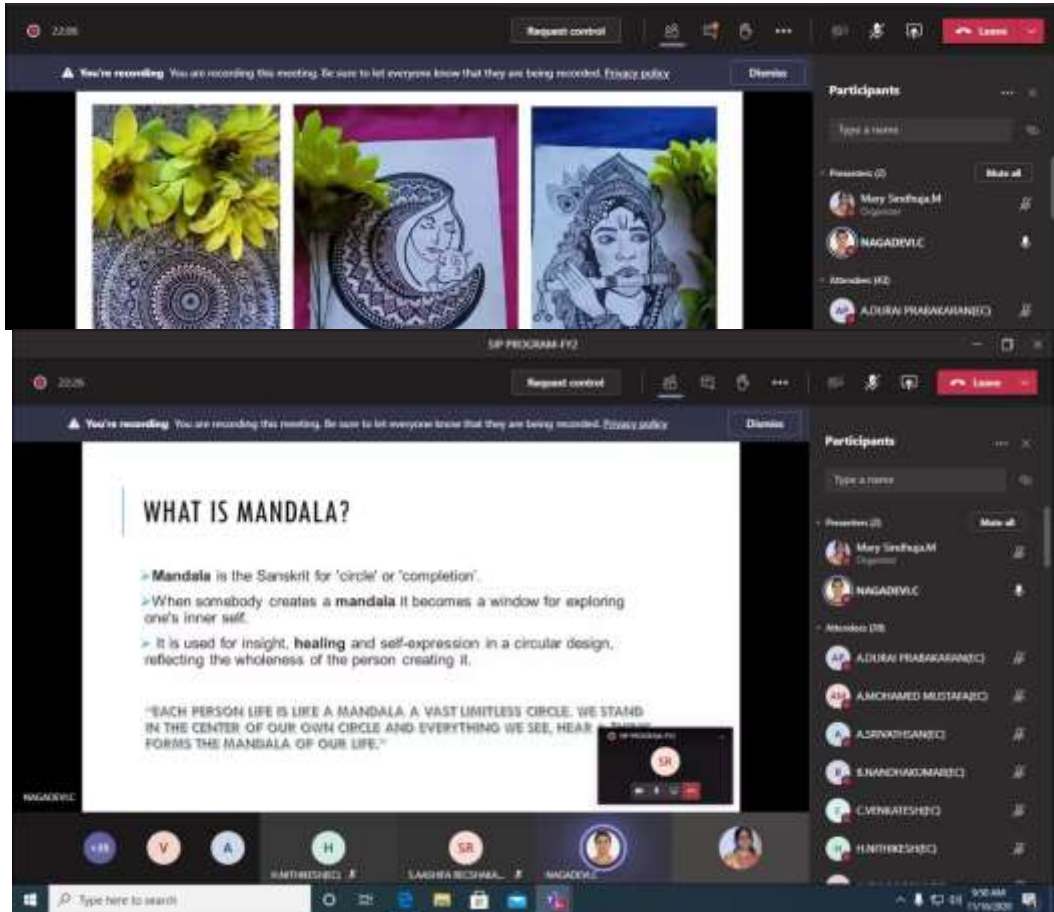
For Mandala art

4. What is mandala
5. Explaining the procedure for creating a mandala
6. How to combine the mandala patterns

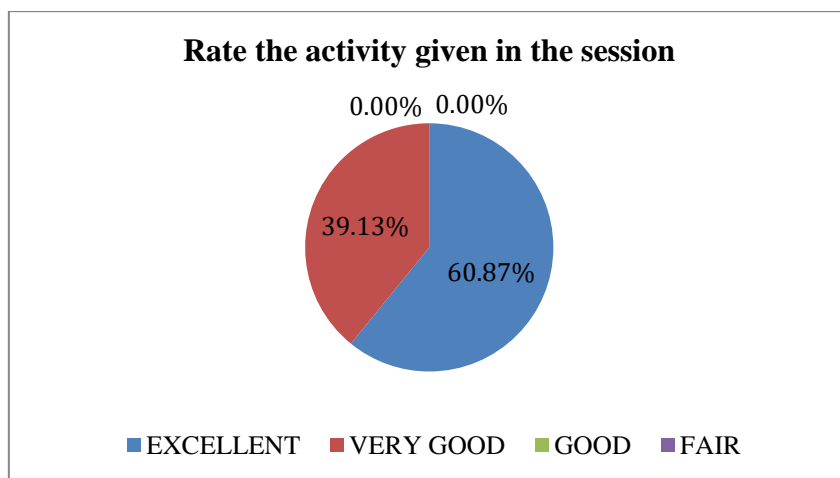
For Newspaper art

3. Explain the procedure for making models using newspaper.
4. Given ideas for making the models.

Online Student Induction Programme – 2020-2021



Feedback Analysis : From 23 Responses





Online Student Induction Programme – 2020-2021

Student Activities



R.YUVARAJSINGH(EC) 12:04 PM



17-11-2020 – Poster Making – Mr. B. K. Parrthipan, AP/Mechanical

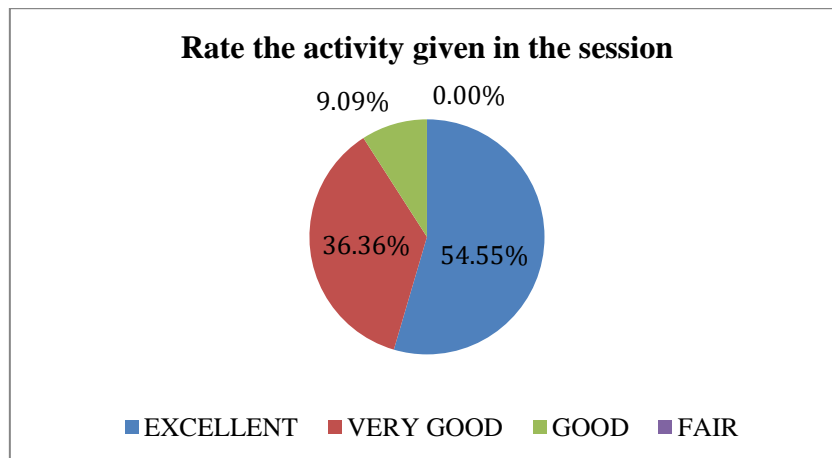
Following points were discussed during this session

- How to make a poster
- Types of poster
- Purpose of making poster
- Ideas about making effective poster
- How to convey information to others with the help of posters.

Online Student Induction Programme – 2020-2021



Feedback Analysis : From 11 Responses



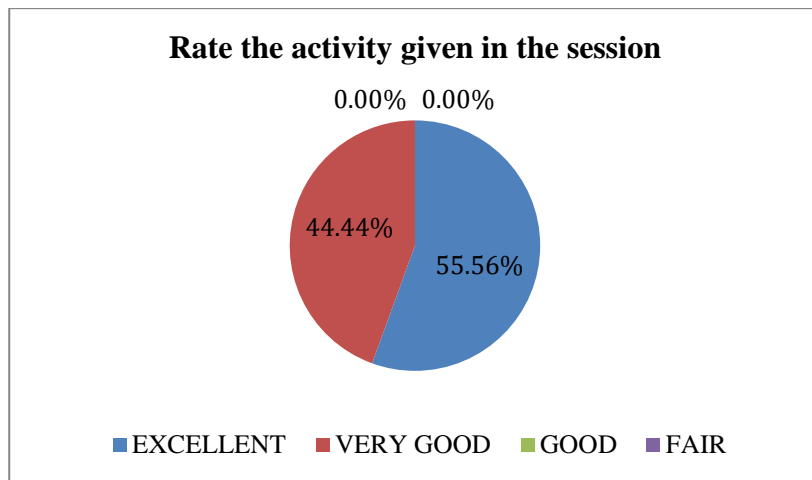
Online Student Induction Programme – 2020-2021

18-11-2020 – Department Specific application Development – Mr. M. Ramesh,

Mr. S. Alwyn Rajiv, AP/ECE

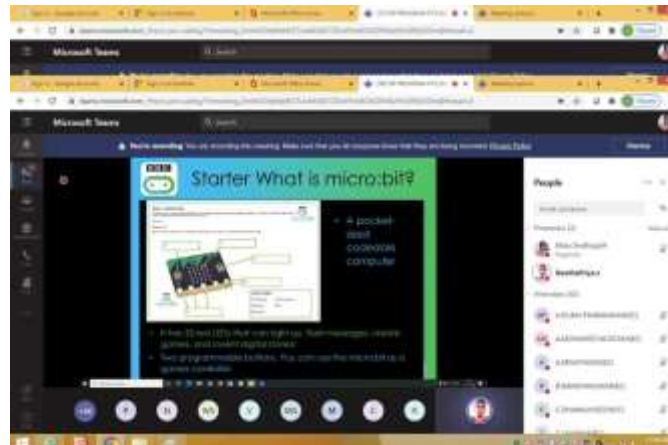


Feedback Analysis : From 9 Responses



Online Student Induction Programme – 2020-2021

19-11-2020- Basic Electronic Concept – Dr. C. Geetha Priya & Mrs. Gokila, AP/ECE



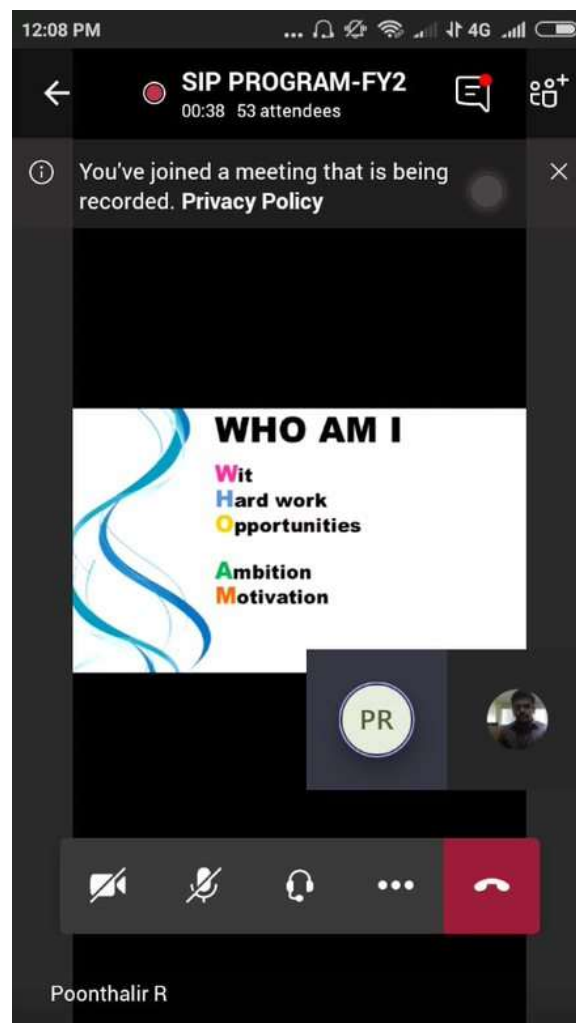
20-11-2020 – Healthy Dietary plan for an Engineer – Mrs. C. Nagavani & Dr. T. Pandiselvi, AP/ECE



Online Student Induction Programme – 2020-2021



21-11-2020 – Identification of Electronic Object & Quiz – Dr. A. Geetha
& Dr. V. Jeyalakshmi, AP/ECE



Online Student Induction Programme – 2020-2021

Group III – Information Technology

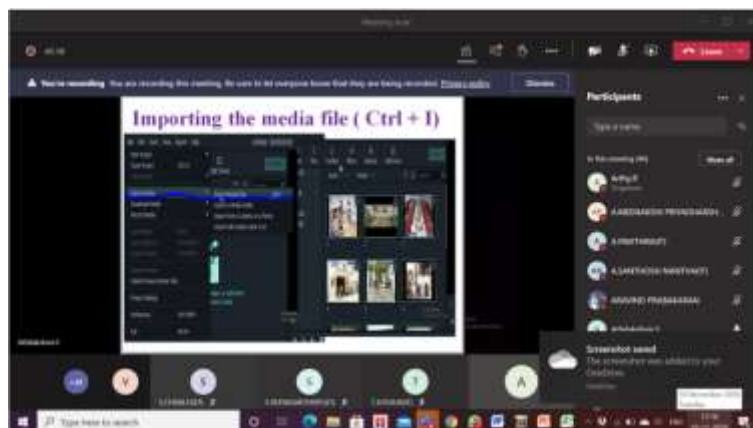
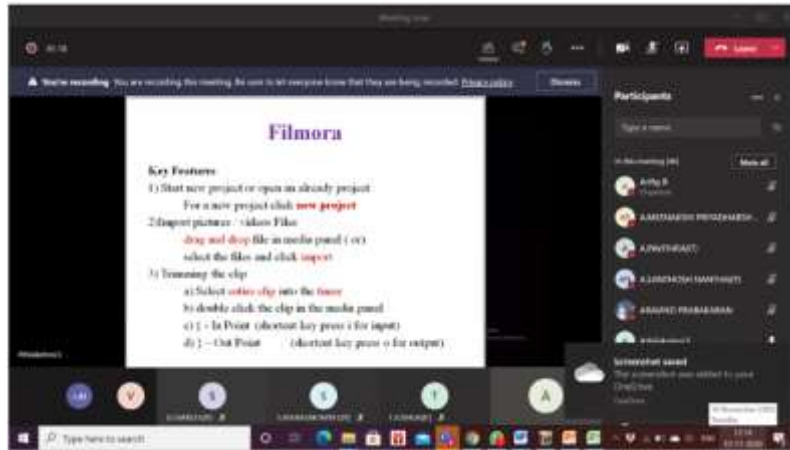
Schedule

Day	Date	Topic	Resource Person
2	10-11-2020	Short Film Making	Mrs. S. Athilakshmi, AP/IT
3	11-11-2020	Holistic Food	Mrs. M. Soundarya Lakshmi, AP/BT
4	12-11-2020	Social Networking Do's and Don'ts	Ms. S. Kavitha, AP/EIE
5	13-11-2020	Craft Workshop	Mrs. V. Chandra, AP/EEE
7	15-11-2020	Poster Making	Mr. A. Sankaranarayana Murthy, AP/ Mechanical
8	16-11-2020	Communication	Mrs. R. Sangeetha, AP/Civil
9	17-11-2020	Project out of Waste	Mrs. A. J. Bhuvaneshwari
10	18-11-2020	Online Treasure hunt/ Mobile app Development	Mr. P. Praveen Kumar & Mrs. D. Gayathri Devi, AP/IT
11	19-11-2020	Hardware Assembly and Disassembly/ Mobile app Development	Dr. M. Chengathir Selvi & Mrs. V. Deepa Priya, AP/IT
12	20-11-2020	Career Orientation – Alumni Interaction	
13	21-11-2020	Glimpses of IT – Sky is not a limit	Mrs. D. Kayathri Devi, AP/IT Dr. M. Chengathir Selvi, AP/IT

10-11-2020 – Short Film Making – Mrs. S. Athilakshmi, AP/IT

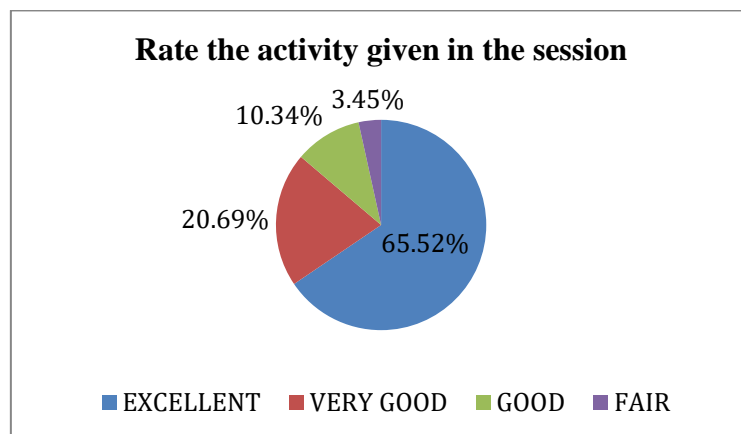
1. An introduction to short film with advantages and disadvantages were discussed.
2. Various editing applications available for pictures, video and audio were discussed.
3. Students told what applications they are using for their content making.
4. General Instructions
 - 4.1. Take 10 best photos / 3 videos as per your theme.
 - 4.2. Edit the photos as per your theme.
 - 4.3. Convert the photos into video / merge the videos.
 - 4.4. Edit the audios (3 to 5) as per your theme.
 - 4.5. Make it as a short film - Minimum 30 Sec. to Maximum 2 Min.
5. Faculty gave a demo for combining the photos into video and adding suitable audio content.

Online Student Induction Programme – 2020-2021



Feedback Analysis : From 29 Responses

Due to poor internet quality only one student rated fair.

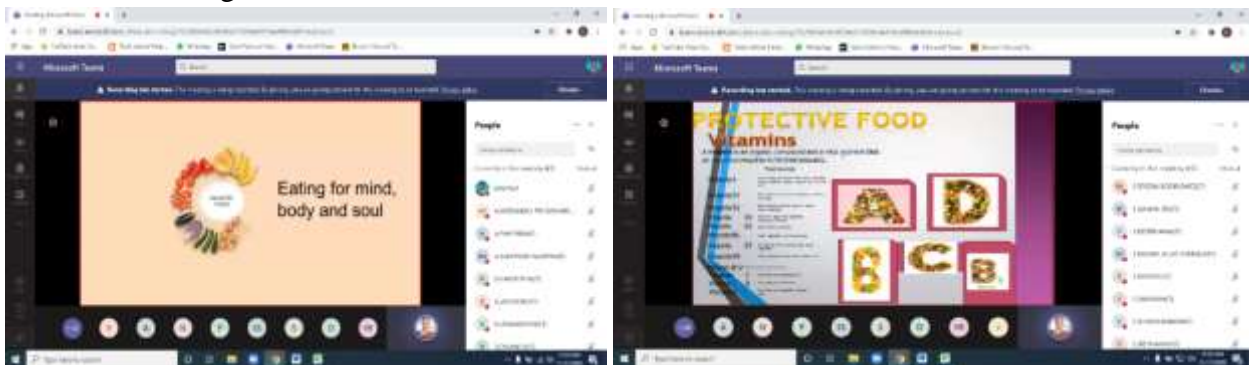


Online Student Induction Programme – 2020-2021

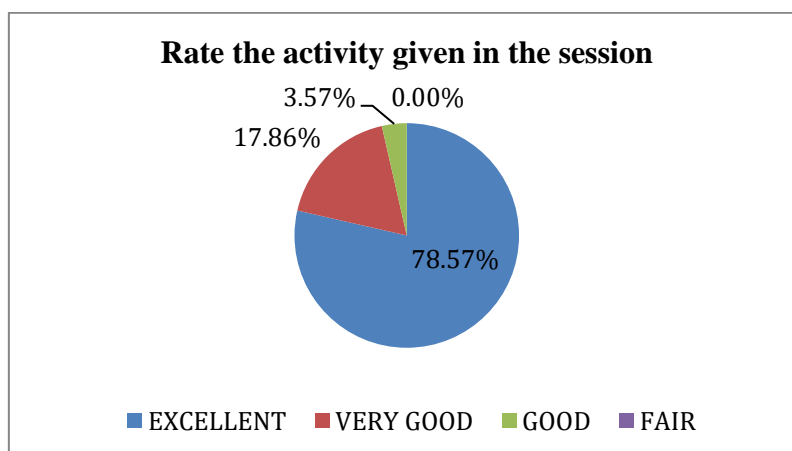
11-11-2020 – Holistic Food – Mrs. M. Soundarya Lakshmi, AP/BT

The learner will:

- define healthy food.
- recognize the food pyramid.
- sort a variety of foods into food pyramid categories.
- describe which foods they should eat more of (or less) than others.
- understand that healthy food is important to all people.
- distinguish wants and needs.



Feedback Analysis : From 28 Responses



Student Activities

Online Student Induction Programme – 2020-2021

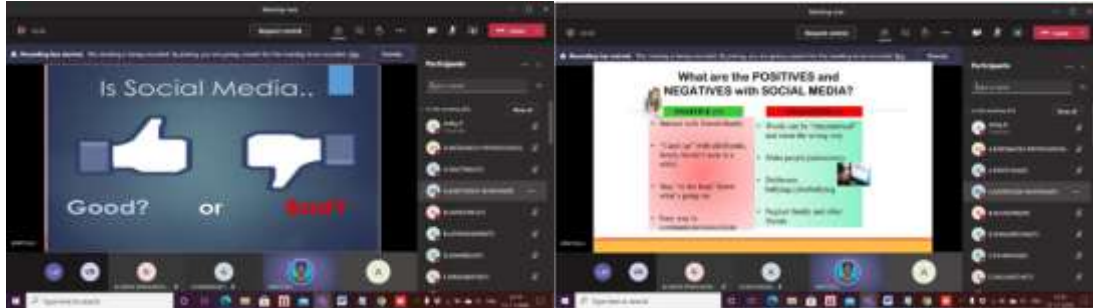


12-11-2020 – Social Networking Do's and Don'ts – Ms. S. Kavitha, AP/EIE

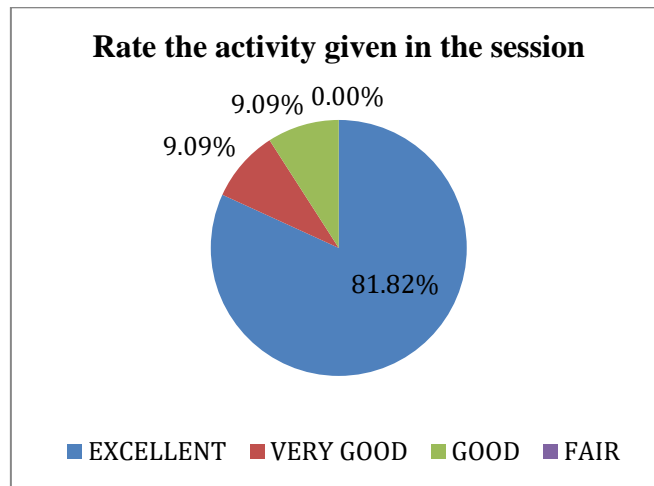
In this session, awareness on using social media was discussed. The following points were discussed with the students.

- What are social networking sites?
- Why social media is needed?
- Advantages & Disadvantages of Social networking
- Constructive way of utilizing social networks
- Youtuber
- Digital Marketing
- All about LinkedIn
- What are the advantages of using LinkedIn to student community?
- LinkedIn profile creation
- How to use LinkedIn to rise contact with industries for internship/Placement?
- LinkedIn Digital Learning- How to use it?

Online Student Induction Programme – 2020-2021



Feedback Analysis : From 33 Responses



13-11-2020 – Craft Workshop – Mrs. V. Chandra, AP/EEE

In the craft workshop mandala arts and newspaper art were covered.

Following points were discussed during the session

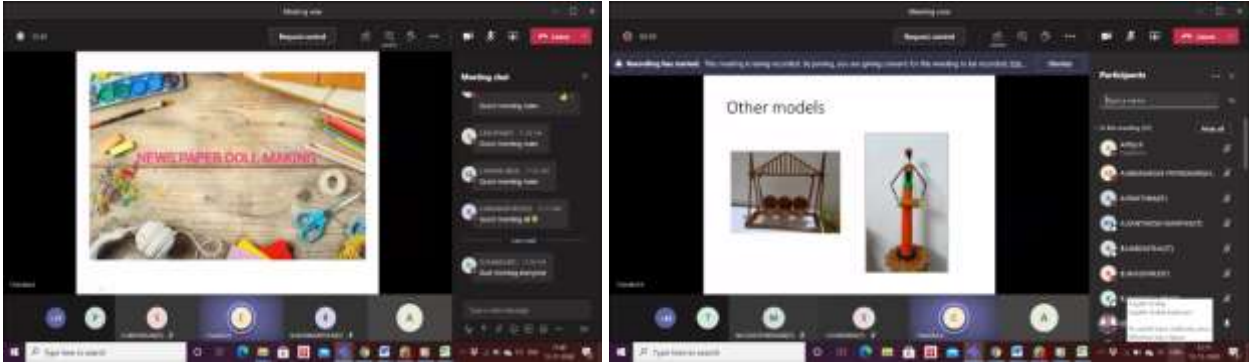
For Mandala art

1. What is mandala
2. Explaining the procedure for creating a mandala
3. How to combine the mandala patterns

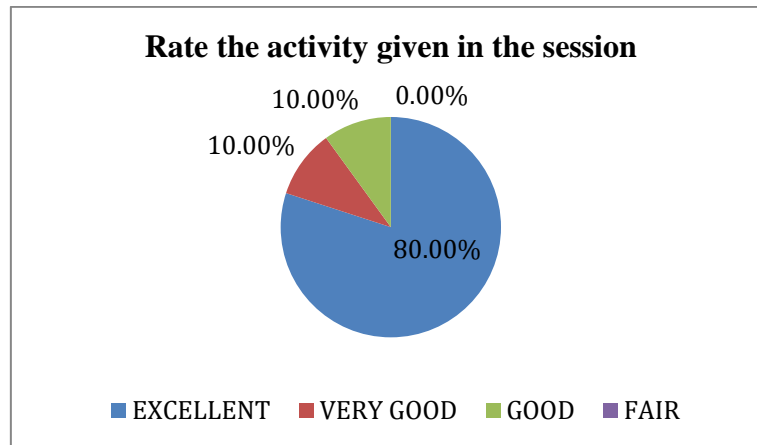
For Newspaper art

1. Explain the procedure for making models using newspaper.
2. Given ideas for making the models.

Online Student Induction Programme – 2020-2021



Feedback Analysis : From 30 Responses



Student Activities



Online Student Induction Programme – 2020-2021



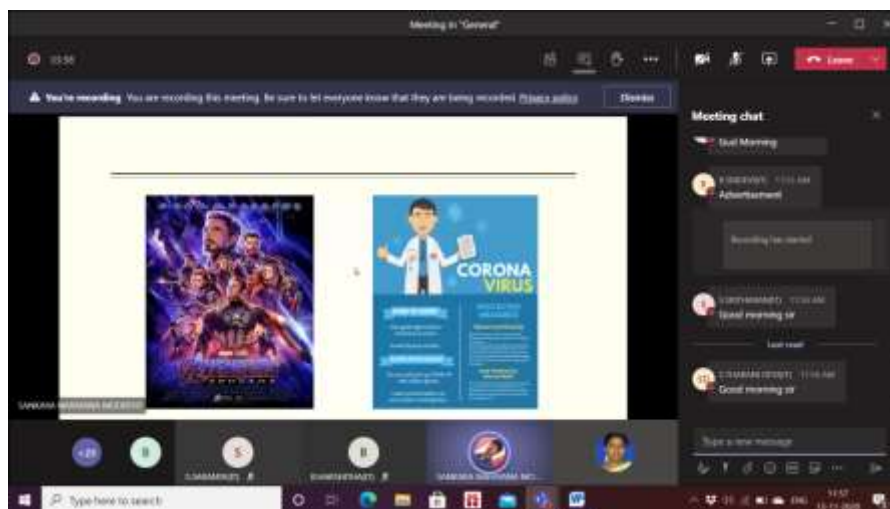
Online Student Induction Programme – 2020-2021



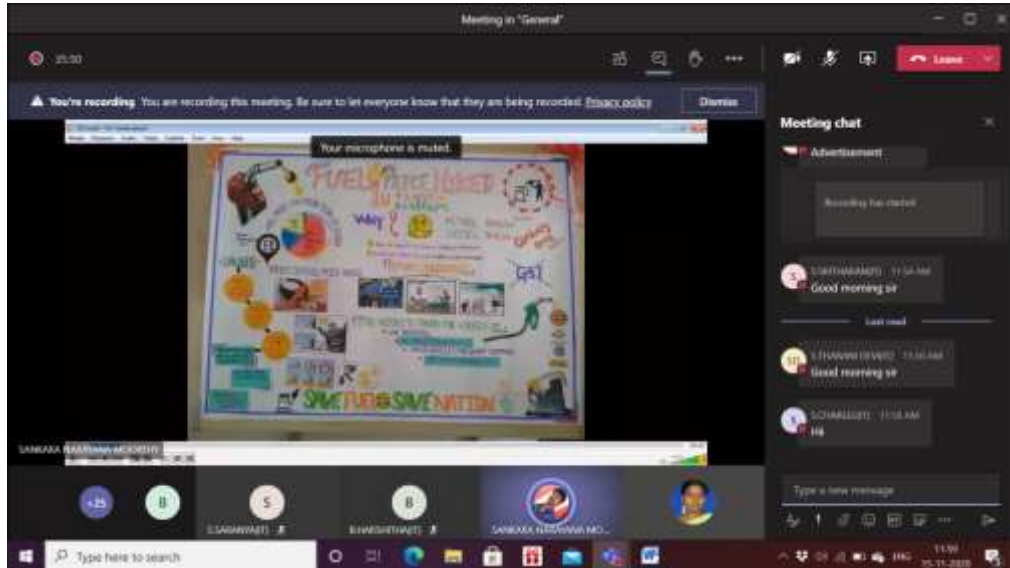
15-11-2020 – Poster Making – Mr. A. Sankaranarayana Murthy, AP/ Mechanical

Following points were discussed during this session

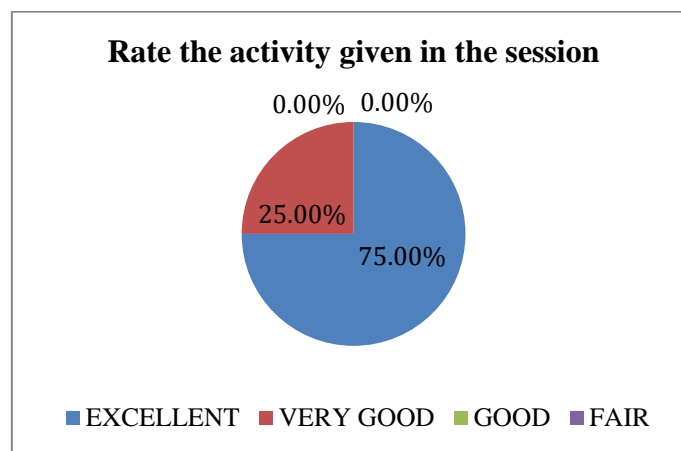
- How to make a poster
- Types of poster
- Purpose of making poster
- Ideas about making effective poster
- How to convey information to others with the help of posters.



Online Student Induction Programme – 2020-2021

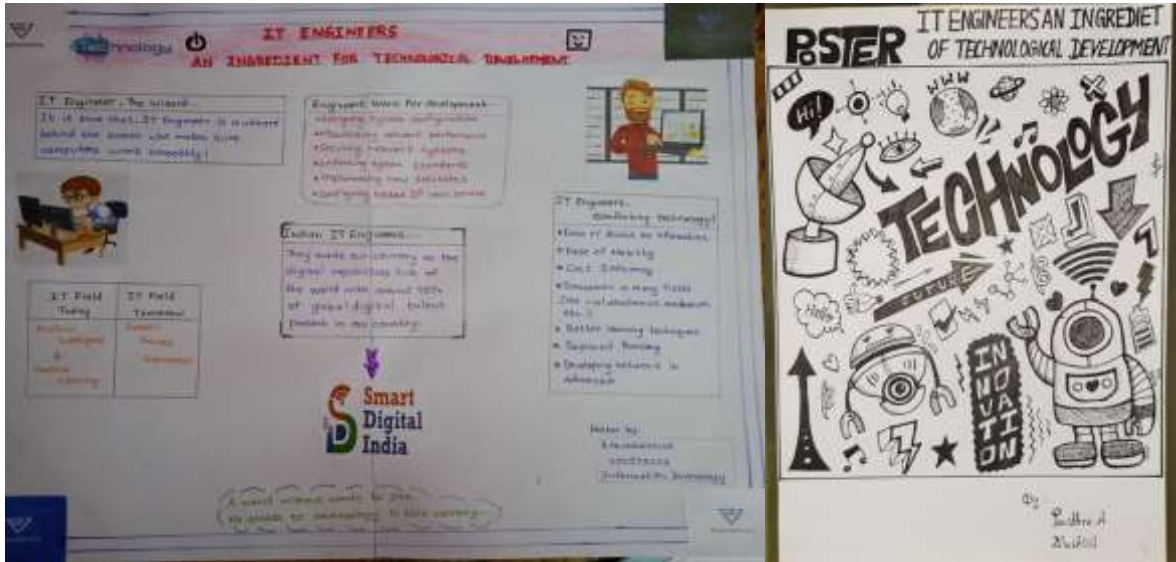


Feedback Analysis : From 12 Responses



Online Student Induction Programme – 2020-2021

Student Activities



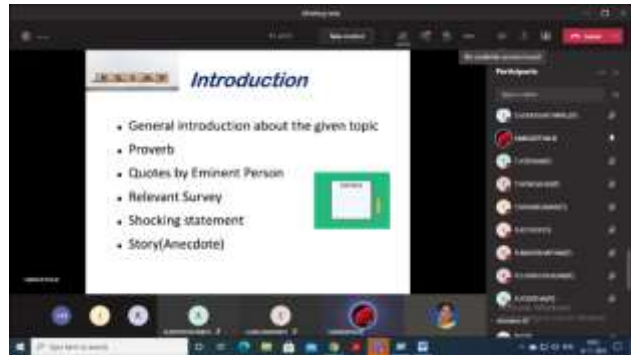
16-11-2020 – Communication – Mrs. R. Sangeetha, AP/Civil

Following points were discussed with the students in this session

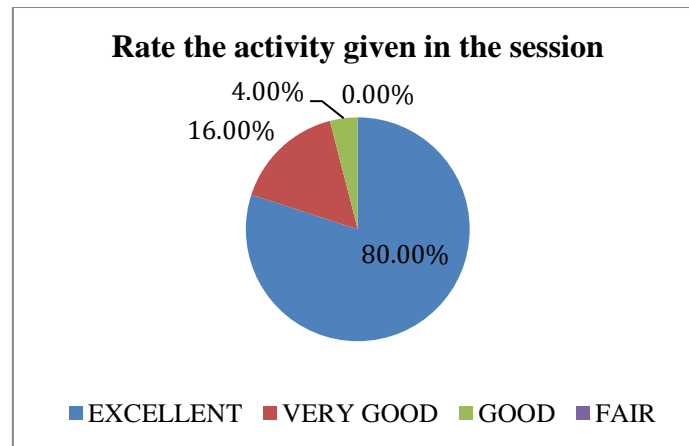
- Types of communication
- How to use internet to gather information on a particular topic using correct keyword
- Boolean search in Google
- Essay writing – Hamburger Format
- How to construct paragraph using SPELT concept
- Activity on rearranging sentences
- Example for an essay
- What is E-Mail
- How to write an effective E-Mail

Online Student Induction Programme – 2020-2021

- Structure of an E-mail
- Comparison of Good and Bad E-mail
- Activity on E-Mail (Fill in the blanks)
- E-Mail Etiquette

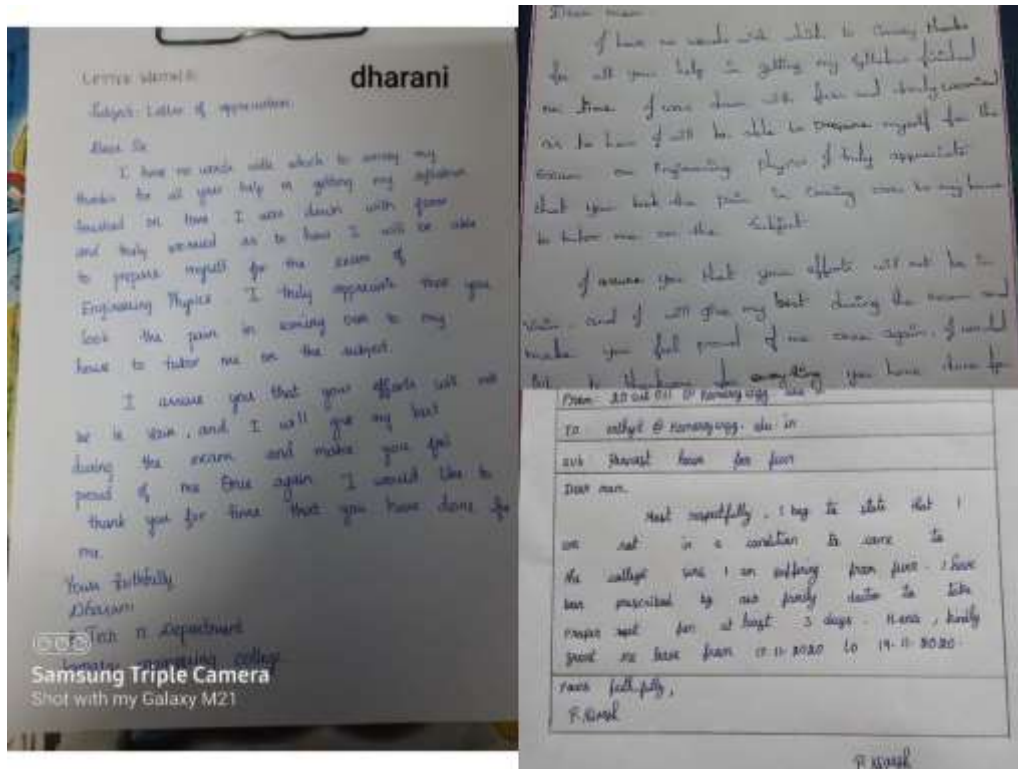


Feedback Analysis : From 25 Responses



Online Student Induction Programme – 2020-2021

Student Activities

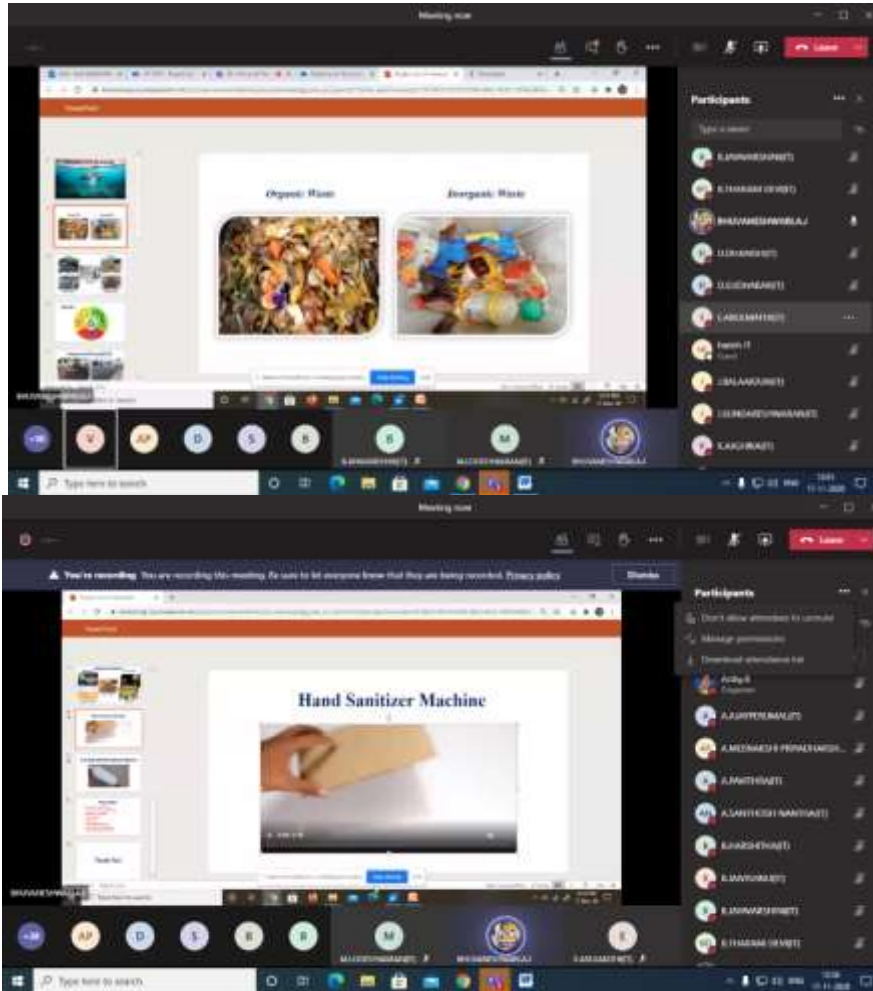


17-11-2020 – Project out of Waste – Mrs. A. J. Bhuvaneshwari

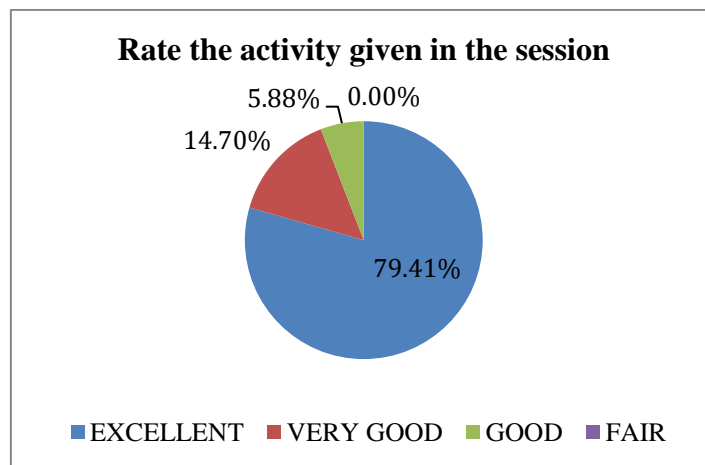
In this session we delivered a lecture regarding Waste management.

- Important Points focused were
- Points about different type of waste
- Focus points are: E-waste, Non-biodegradable waste, Household waste and Medical waste, etc
- How to manage effectively-Existing Waste Management
- Advantages of waste Management
- Harmful effects & subsequences of Waste.

Online Student Induction Programme – 2020-2021



Feedback Analysis : From 34 Responses





Online Student Induction Programme – 2020-2021

Student Activities



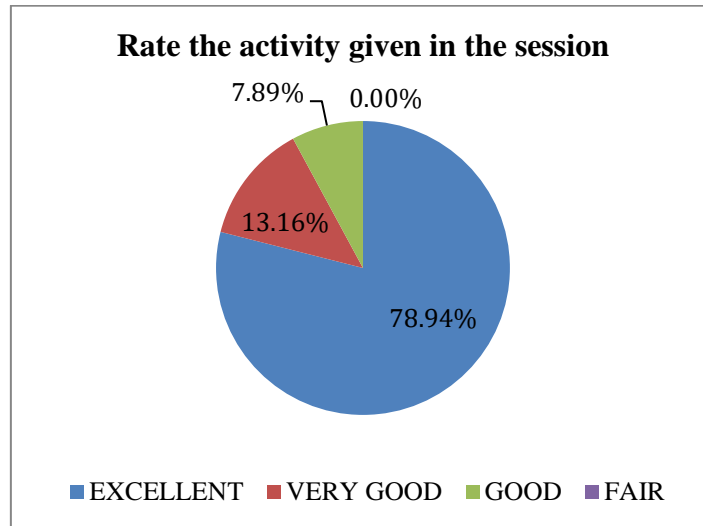
18-11-2020 – Online Treasure hunt/ Mobile app Development – Mr. P. Praveen Kumar & Mrs. D. Gayathri Devi, AP/IT

One of the street food of Mumbai?

- 25 Questions
- You have to select the correct answer to open the next clue ; If not treasure hunt feedback will appear
- At the end, you must submit the form
- Time duration: 45 mins
- You are expected to join meeting after submitting form

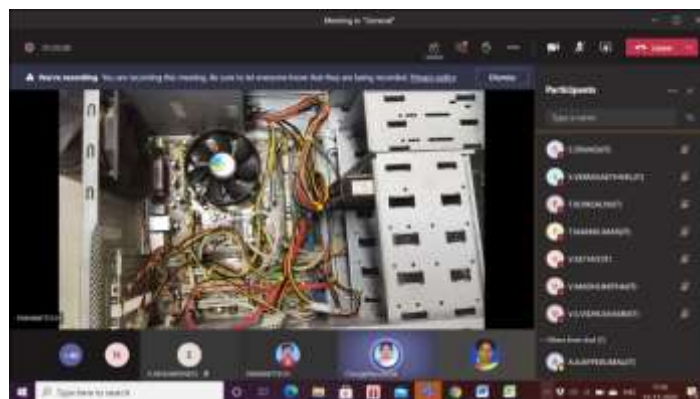
Online Student Induction Programme – 2020-2021

Feedback Analysis : From 38 Responses



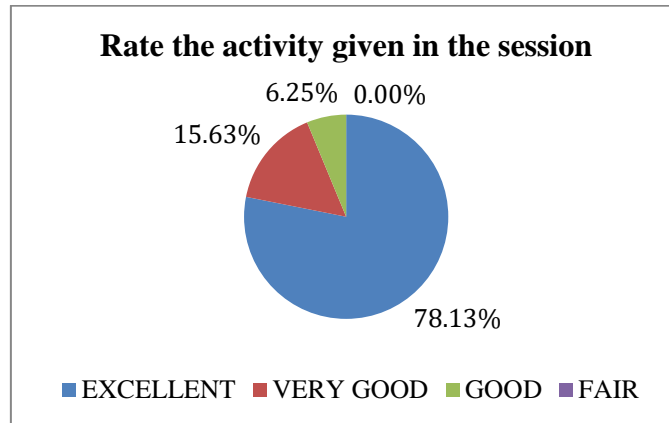
19-11-2020 – Hardware Assembly and Disassembly/ Mobile app Development –

Dr. M. Chengathir Selvi & Mrs. V. Deepa Priya, AP/IT

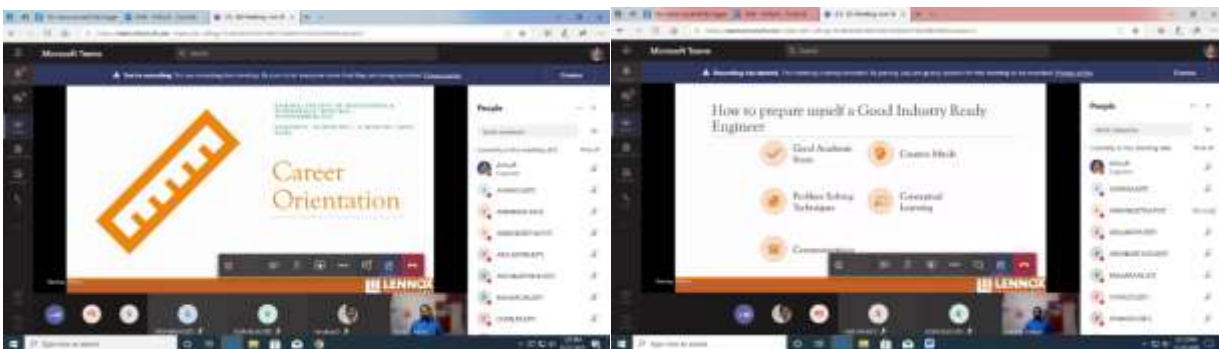


Online Student Induction Programme – 2020-2021

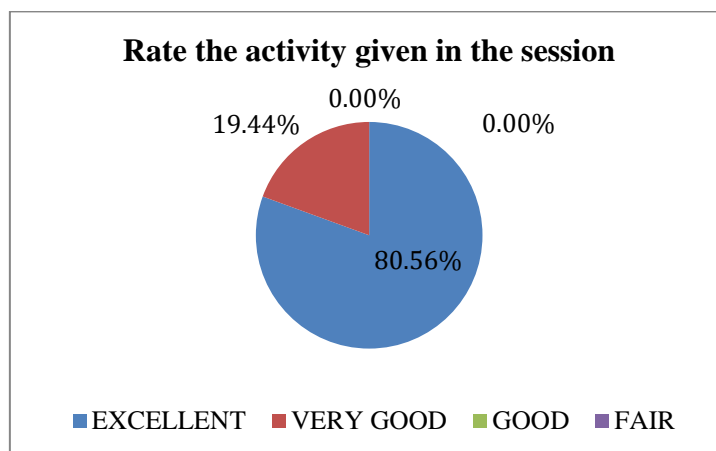
Feedback Analysis – From 32 Responses



20-11-2020 – Career Orientation – AlumniInteraction

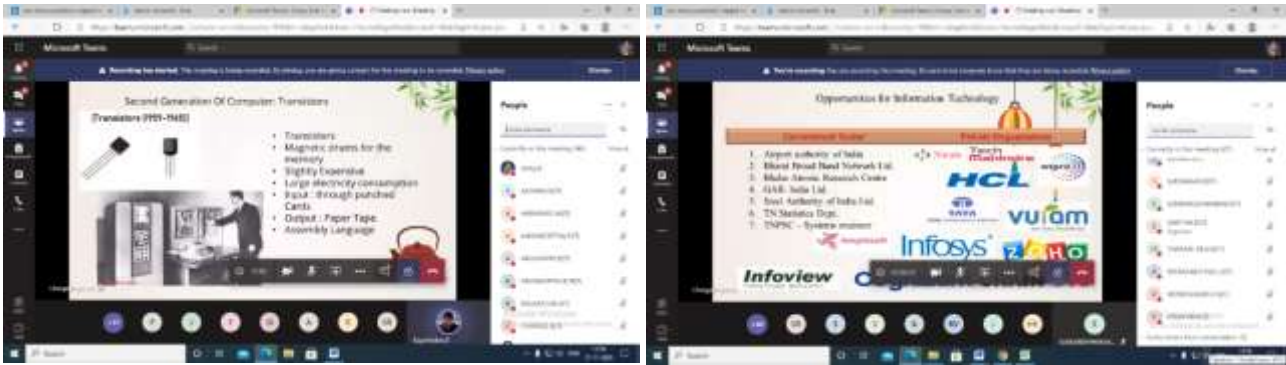


Feedback Analysis : From 33 Responses

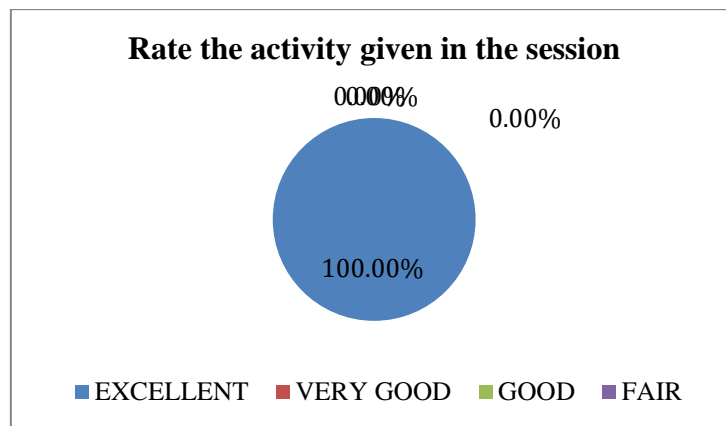


Online Student Induction Programme – 2020-2021

**21-11-2020 - Glimpses of IT – Sky is not a limit - Mrs. D. Kayathri Devi, AP/IT
 Dr. M. Chengathir Selvi, AP/IT**



Feedback Analysis – From 1 Response



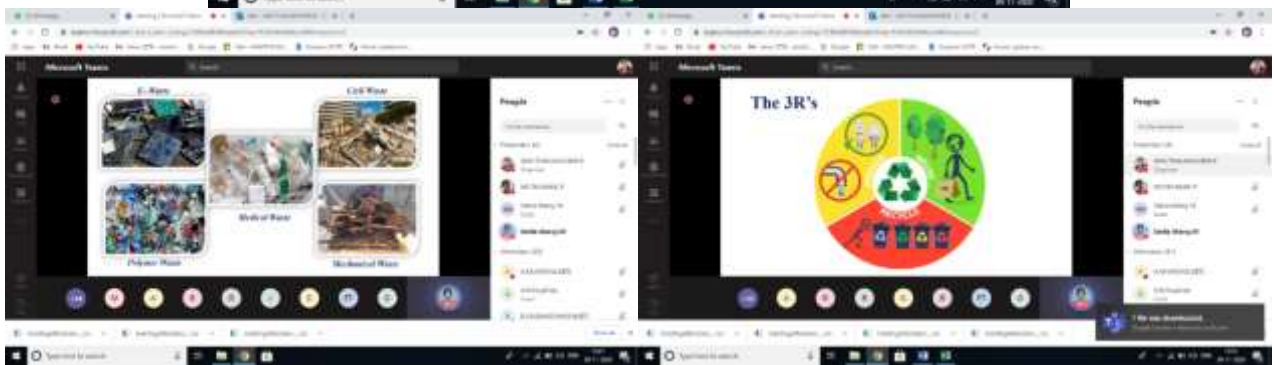
Group IV – Bio Technology

10-11-2020 – Project out of Waste – Mrs. M. Stella Mercy, AP/ECE

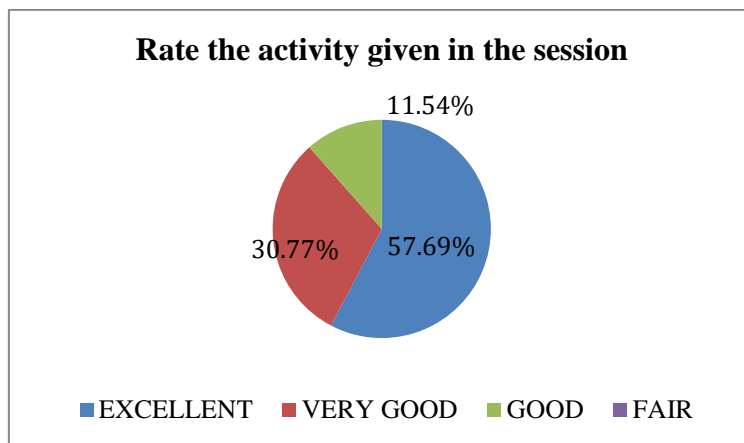
In this session we delivered a lecture regarding Waste management.

- Important Points focused were
- Points about different type of waste
- Focus points are: E-waste, Non-biodegradable waste, Household waste and Medical waste, etc
- How to manage effectively-Existing Waste Management
- Advantages of waste Management
- Harmful effects & subsequences of Waste.

Online Student Induction Programme – 2020-2021



Feedback Analysis – From 26 Responses



Online Student Induction Programme – 2020-2021

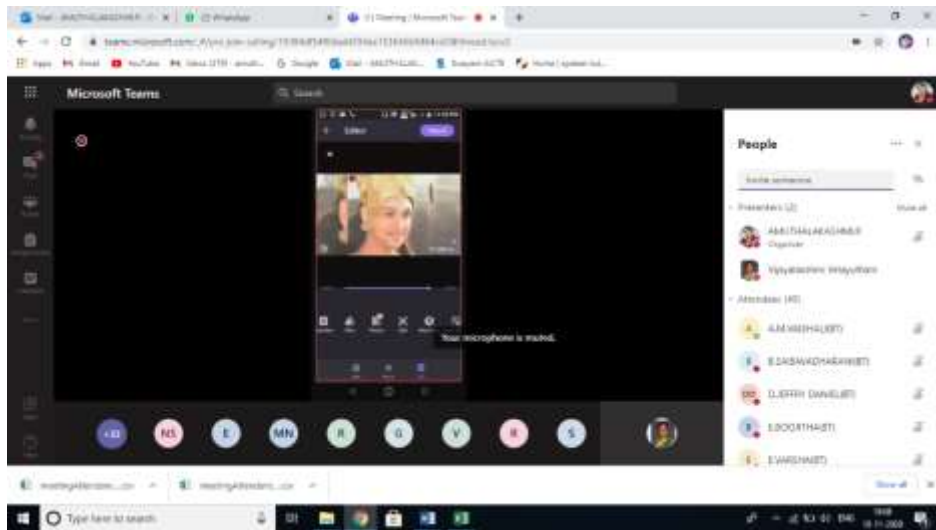
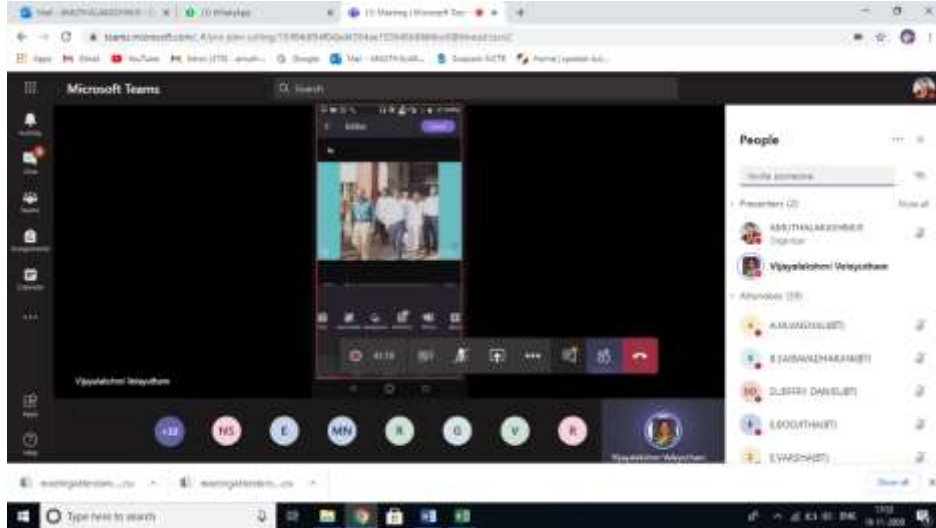
Student Activities



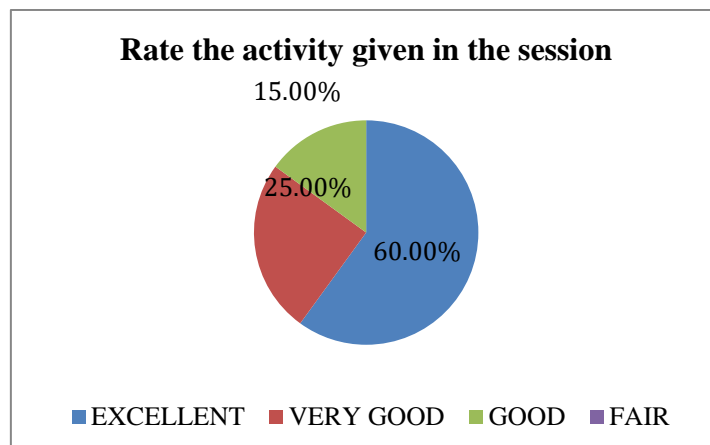
11-11-2020- Short Film Making – Mrs. V.Vijayalakshmi, AP/IT

1. An introduction to short film with advantages and disadvantages were discussed.
2. Various editing applications available for pictures, video and audio were discussed.
3. Students told what applications they are using for their content making.
4. General Instructions
 - 4.1. Take 10 best photos / 3 videos as per your theme.
 - 4.2. Edit the photos as per your theme.
 - 4.3. Convert the photos into video / merge the videos.
 - 4.4. Edit the audios (3 to 5) as per your theme.
 - 4.5. Make it as a short film - Minimum 30 Sec. to Maximum 2 Min.
5. Faculty gave a demo for combining the photos into video and adding suitable audio content.

Online Student Induction Programme – 2020-2021



Feedback Analysis – From 20 Responses

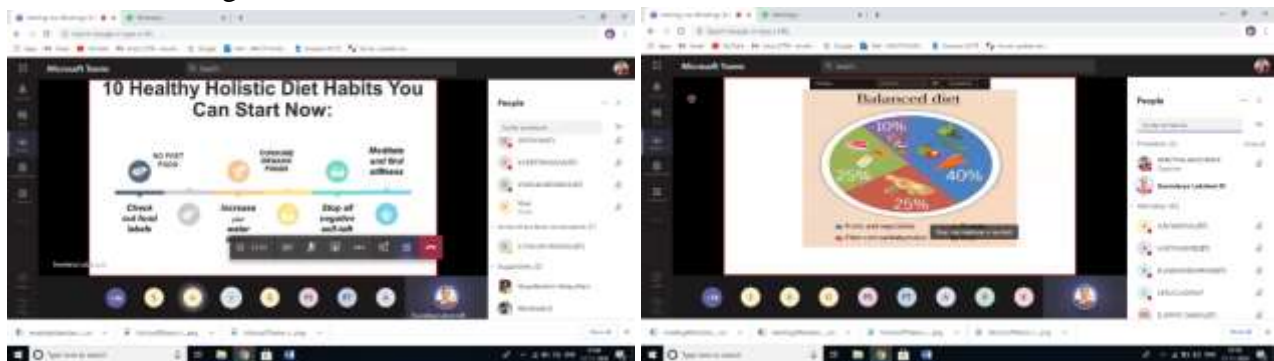


Online Student Induction Programme – 2020-2021

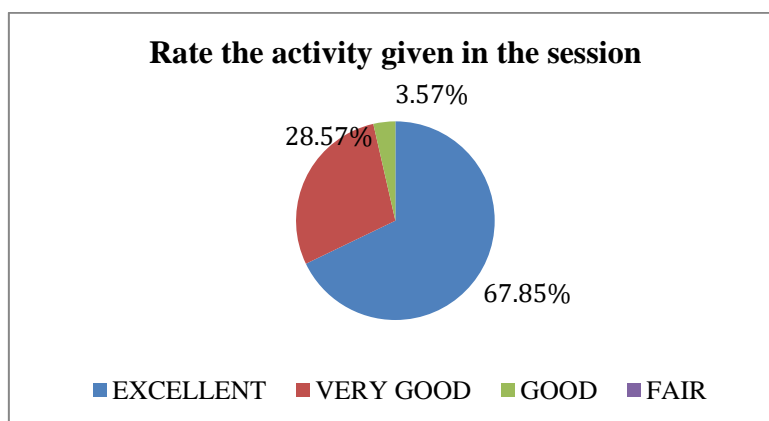
12-11-2020 – Holistic Food – Mrs. M. Soundharya Lakshmi, AP/BT

The learner will:

- define healthy food.
- recognize the food pyramid.
- sort a variety of foods into food pyramid categories.
- describe which foods they should eat more of (or less) than others.
- understand that healthy food is important to all people.
- distinguish wants and needs.



Feedback Analysis – From 28 Responses





Online Student Induction Programme – 2020-2021

Student Activities

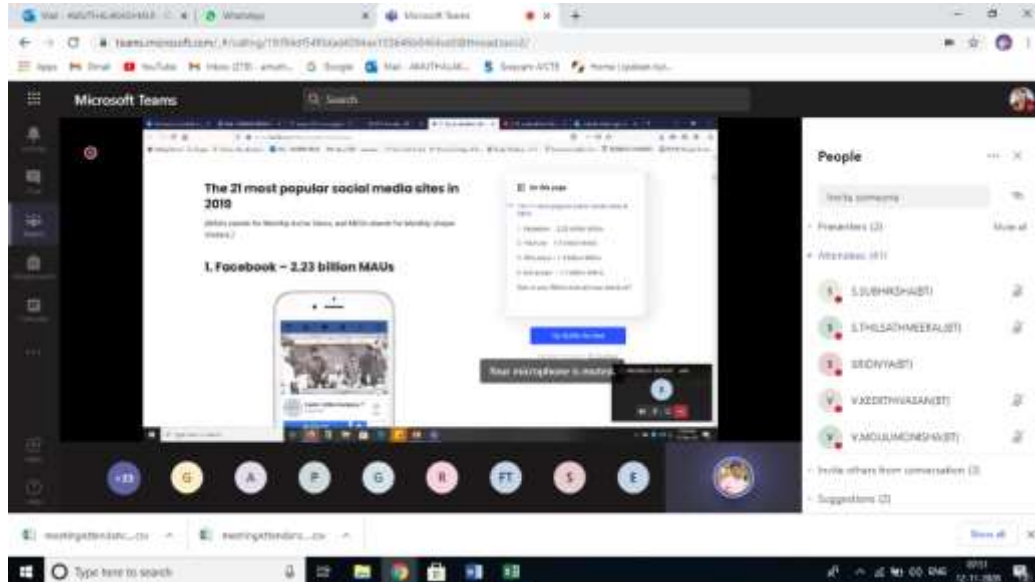


13-11-2020 – Social Networking (Do's and Don'ts) – Mr. S. Ramesh Prabhu, AP/EIE

In this session, awareness on using social media was discussed. The following points were discussed with the students.

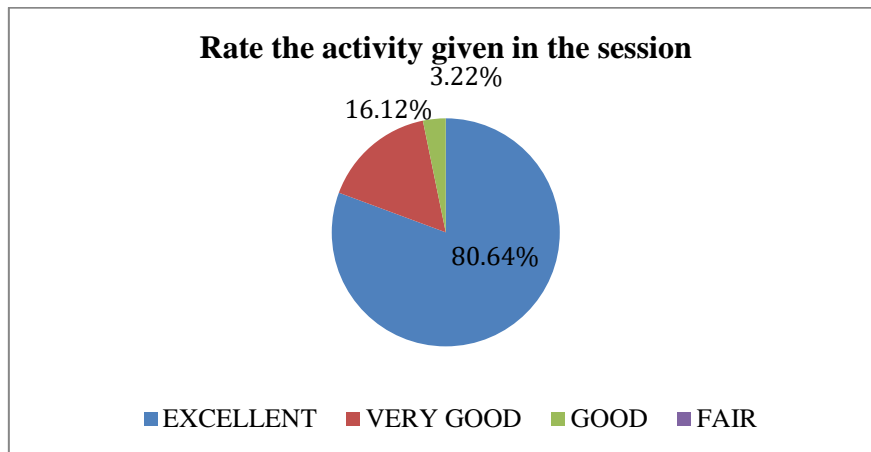
- What are social networking sites?
- Why social media is needed?
- Advantages & Disadvantages of Social networking
- Constructive way of utilizing social networks
- Youtuber
- Digital Marketing
- All about LinkedIn
- What are the advantages of using LinkedIn to student community?
- LinkedIn profile creation
- How to use LinkedIn to rise contact with industries for internship/Placement?
- LinkedIn Digital Learning- How to use it?

Online Student Induction Programme – 2020-2021



Online Student Induction Programme – 2020-2021

Feedback Analysis – From 31 Responses



15-11-2020 – Craft Workshop, Mrs. C. Nagadevi, AP/EEE

In the craft workshop mandala arts and newspaper art were covered.

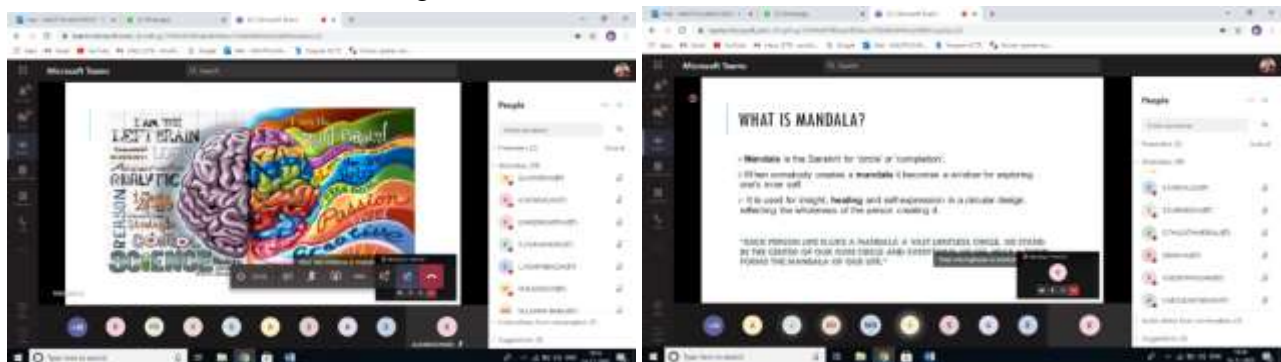
Following points were discussed during the session

For Mandala art

1. What is mandala
2. Explaining the procedure for creating a mandala
3. How to combine the mandala patterns

For Newspaper art

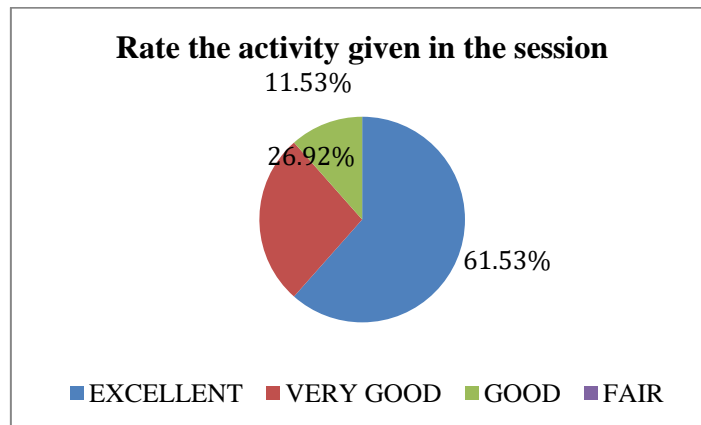
1. Explain the procedure for making models using newspaper.
2. Given ideas for making the models.





Online Student Induction Programme – 2020-2021

Feedback Analysis – From 26 Responses



Student Activities



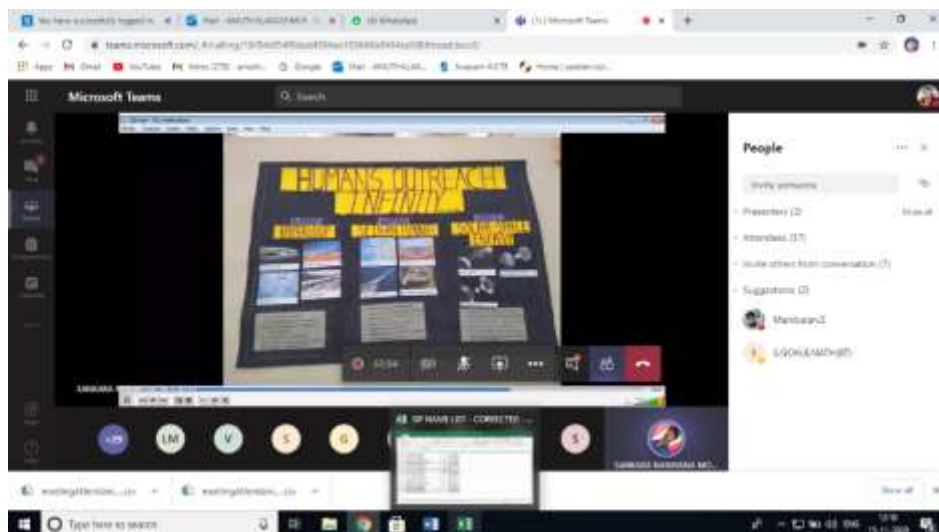
Online Student Induction Programme – 2020-2021



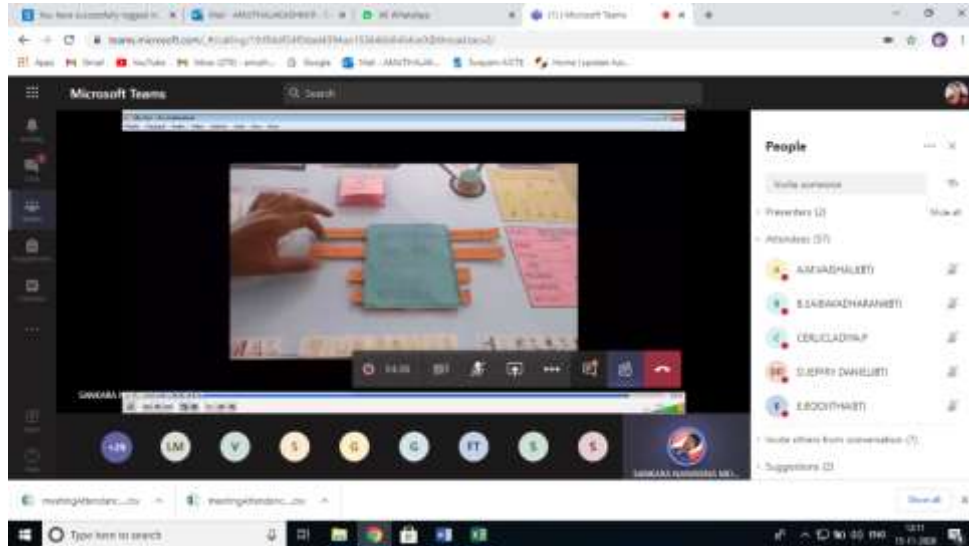
16-11-2020 – Poster Making – Mr. A. Sankaranarayana Moorthy, AP/Mechanical

Following points were discussed during this session

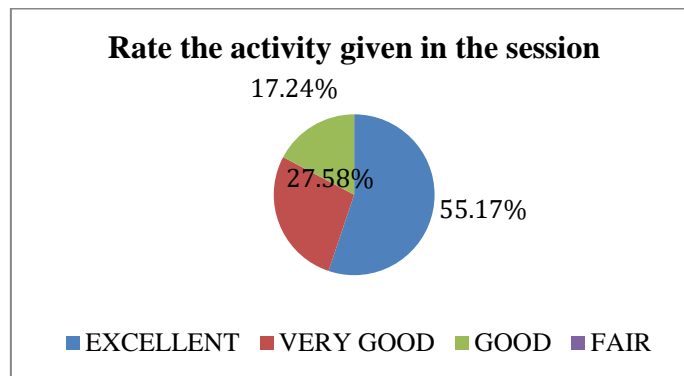
- How to make a poster
- Types of poster
- Purpose of making poster
- Ideas about making effective poster
- How to convey information to others with the help of posters.



Online Student Induction Programme – 2020-2021



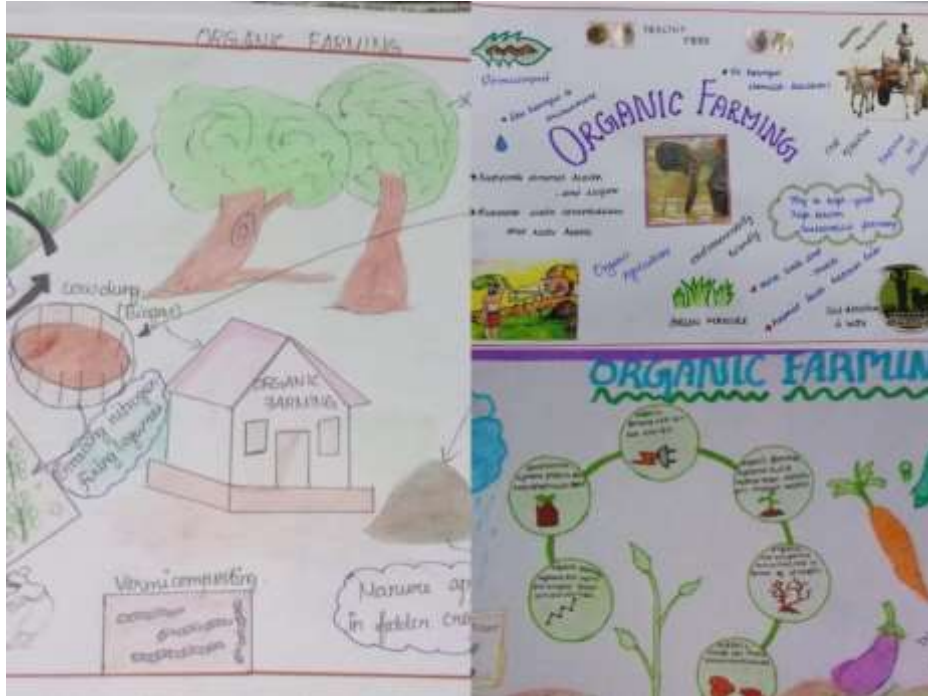
Feedback Analysis – From 29 Responses



Student Activities



Online Student Induction Programme – 2020-2021

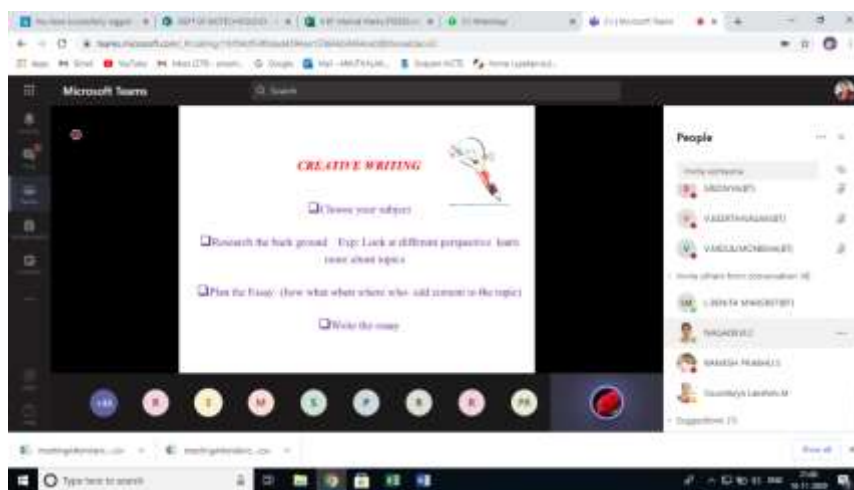


17-11-2020 – Communication- Mrs. R. Sangeetha, AP/Civil

Following points were discussed with the students in this session

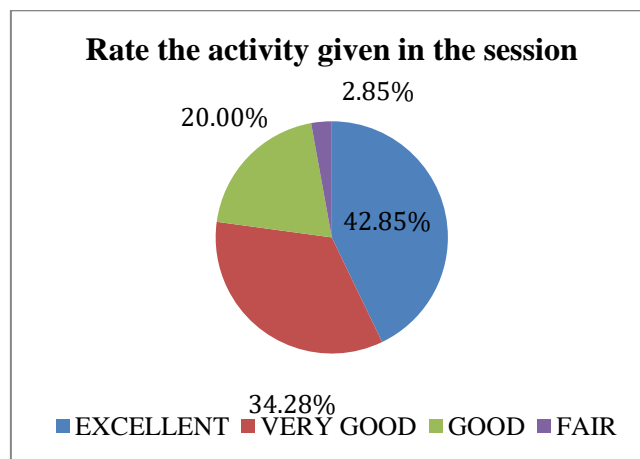
- Types of communication
- How to use internet to gather information on a particular topic using correct keyword
- Boolean search in Google
- Essay writing – Hamburger Format
- How to construct paragraph using SPELT concept
- Activity on rearranging sentences
- Example for an essay
- What is E-Mail
- How to write an effective E-Mail
- Structure of an E-mail
- Comparison of Good and Bad E-mail
- Activity on E-Mail (Fill in the blanks)
- E-Mail Etiquette

Online Student Induction Programme – 2020-2021



Feedback Analysis – From 31 Responses

Only one student rated fair because of poor network connectivity.

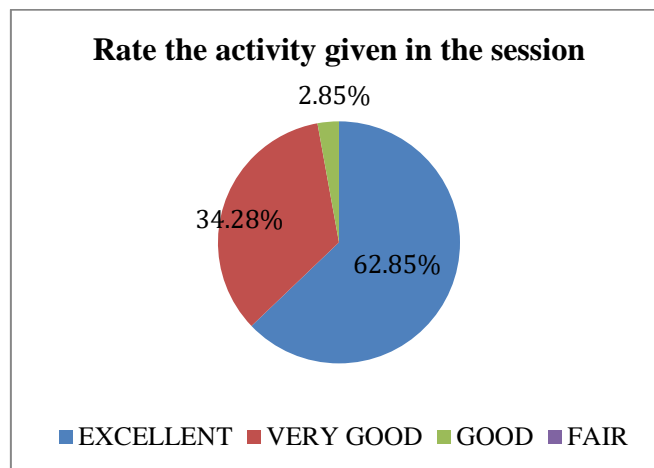


Online Student Induction Programme – 2020-2021

18-11-2020 – Home made Remedies – Medical Biotechnology – Dr. S. KarthiKumar,

Dr. D. Pradiba, AP/BT

Feedback Analysis – From 35 Responses



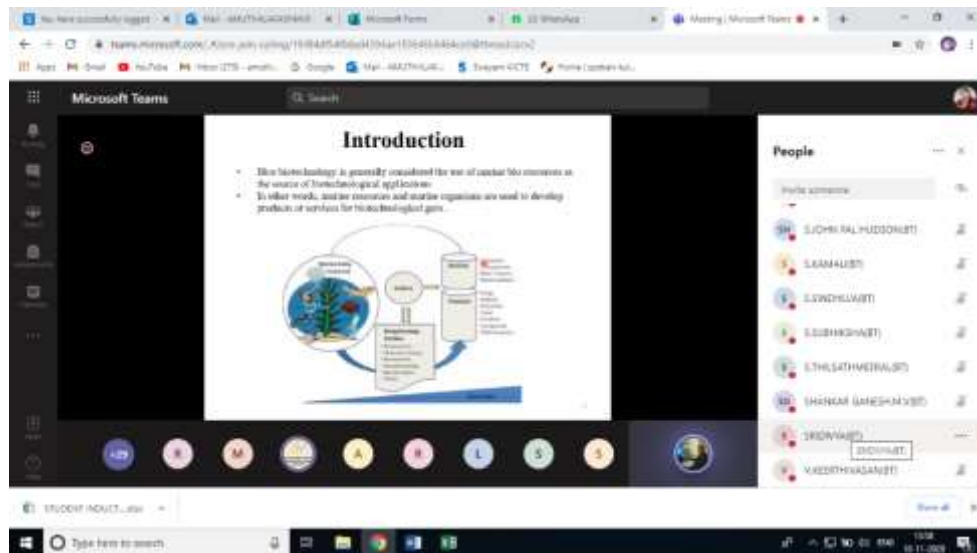
Student Activities



Online Student Induction Programme – 2020-2021

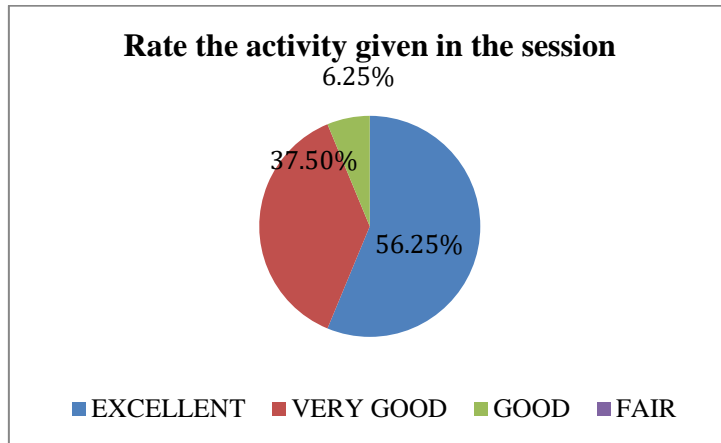
19-11-2020 – Environmental Biotechnology – Collage Making – Dr. S. Mariamalraj,

Dr. I. Ganeshmoorthy, AP/BT



Online Student Induction Programme – 2020-2021

Feedback Analysis – From 32 Responses

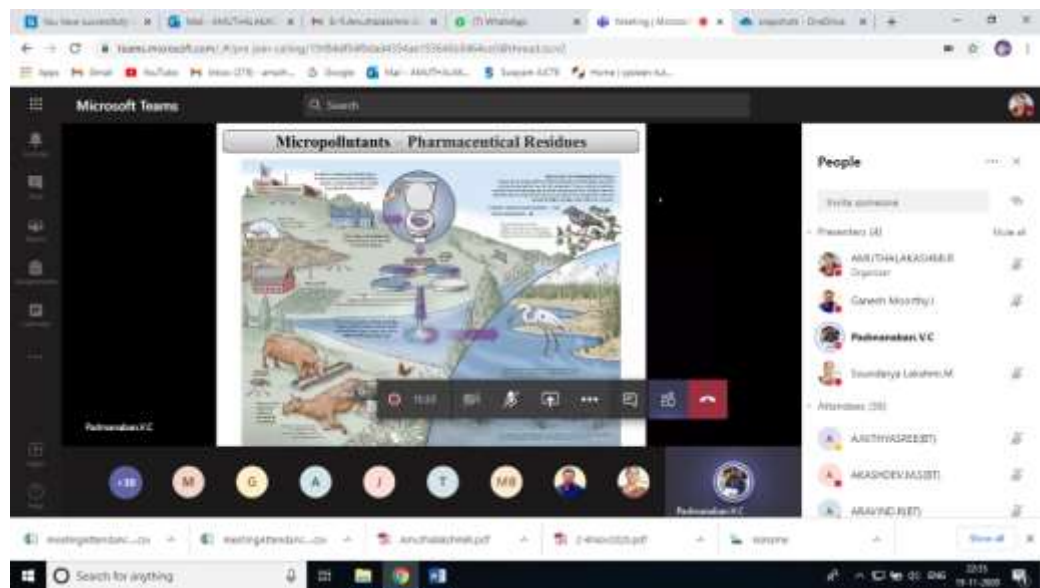


Student Activities



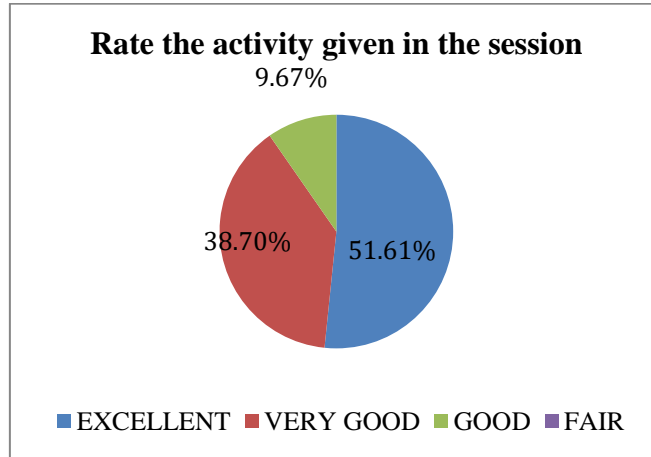
Online Student Induction Programme – 2020-2021

20-11-2020 Environmental Biotechnology by Dr. I. Ganesh Moorthy & Dr. S. Mariaamal Raj



Online Student Induction Programme – 2020-2021

Feedback Analysis – From 31 Responses



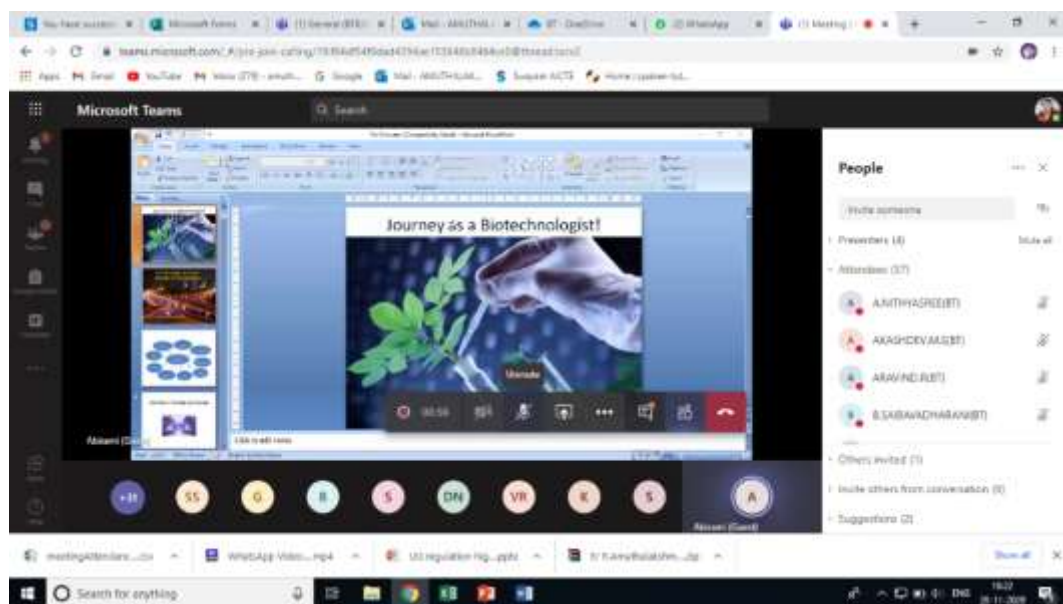
Student Activities



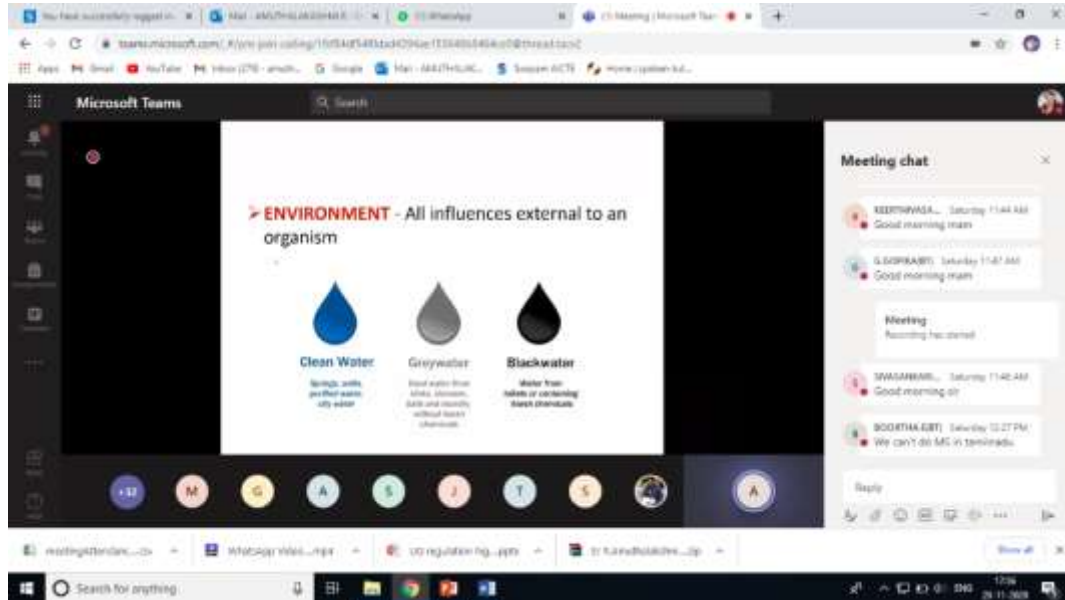
Online Student Induction Programme – 2020-2021



21-11-2020 - Alumni Interaction by Ms.Abirami Balakrishnan, CLRI, Chennai & Dr. V. C. Padmanaban



Online Student Induction Programme – 2020-2021



Group V – Electrical and Electronics Engineering, Civil Engineering, Electrical and Instrumentation Engineering, Polymer Technology

10-11-2020 – Social Networking (Do's and Don'ts) - Dr.S.Vinayagamoorthi, Associate Prof. / PT

In this session, awareness on using social media was discussed. The following points were discussed with the students.

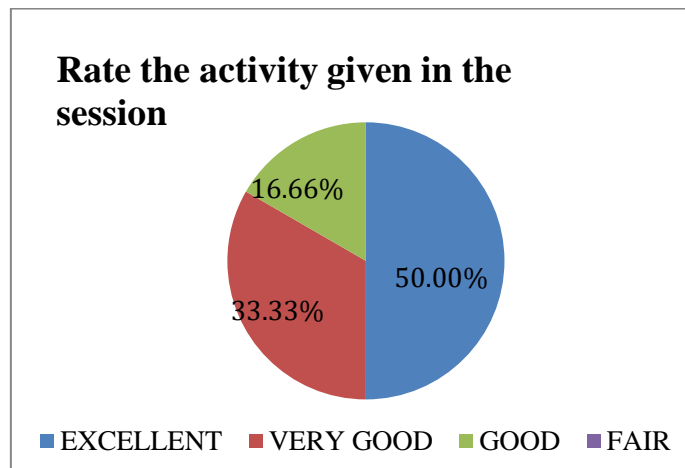
- What are social networking sites?
- Why social media is needed?
- Advantages & Disadvantages of Social networking
- Constructive way of utilizing social networks
- Youtuber
- Digital Marketing
- All about LinkedIn
- What are the advantages of using LinkedIn to student community?
- LinkedIn profile creation
- How to use LinkedIn to rise contact with industries for internship/Placement?
- LinkedIn Digital Learning- How to use it?



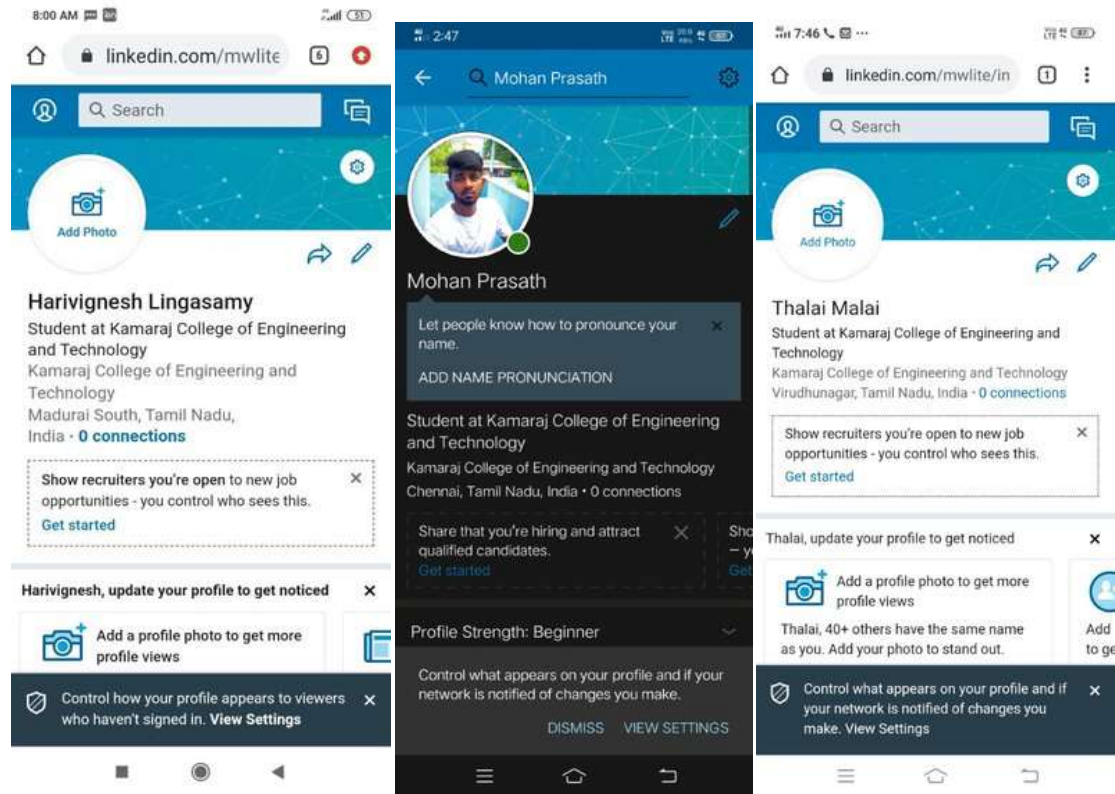
Online Student Induction Programme – 2020-2021



Feedback Analysis : From 18 Responses



Online Student Induction Programme – 2020-2021



11-11-2020 – Craft Workshop - Mrs.V.Chandra, AP/EEE

In the craft workshop mandala arts and newspaper art were covered.

Following points were discussed during the session

For Mandala art

4. What is mandala
5. Explaining the procedure for creating a mandala
6. How to combine the mandala patterns

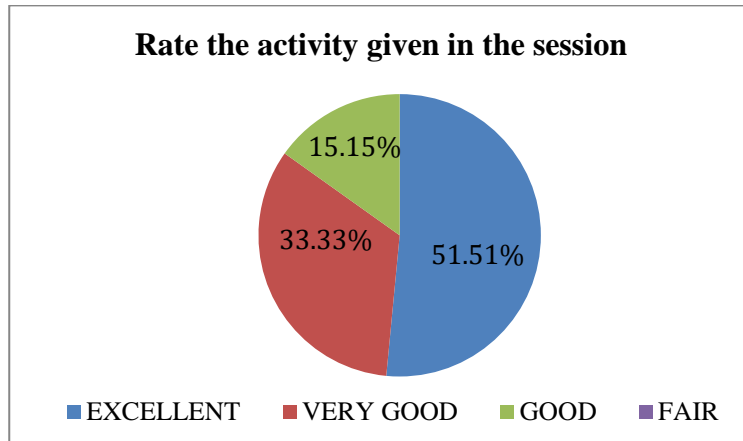
For Newspaper art

3. Explain the procedure for making models using newspaper.
4. Given ideas for making the models.

Online Student Induction Programme – 2020-2021



Feedback Analysis : From 33 Responses



Student Activities

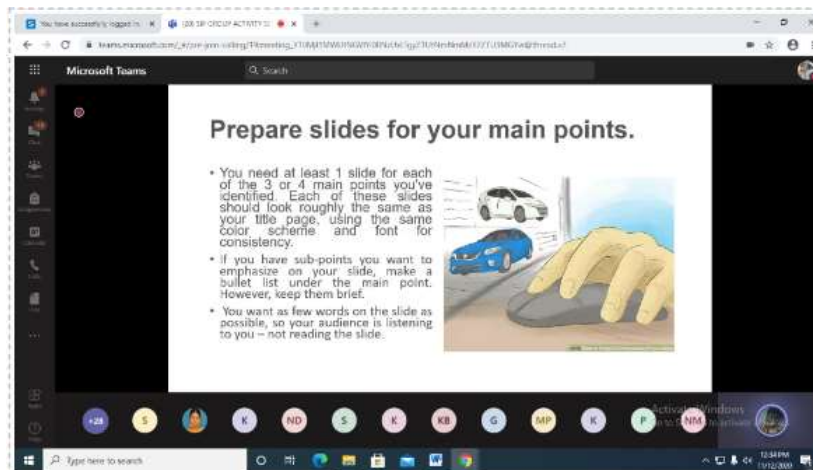


Online Student Induction Programme – 2020-2021

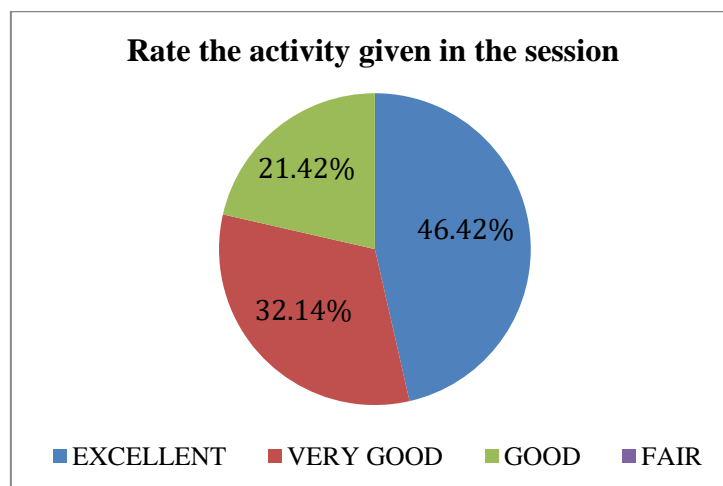
12-11-2020 – Poster Making - Mr.M.Prithivraj, AP/MECH

Following points were discussed during this session

- How to make a poster
- Types of poster
- Purpose of making poster
- Ideas about making effective poster
- How to convey information to others with the help of posters.



Feedback Analysis : From 28 Responses

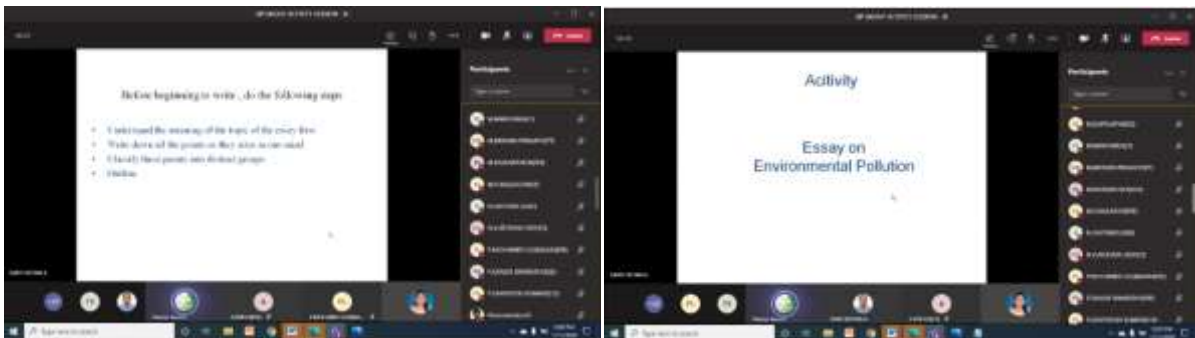


13-11-2020 – Communication- Mrs.S.Thahira Banu, AP/CIVIL

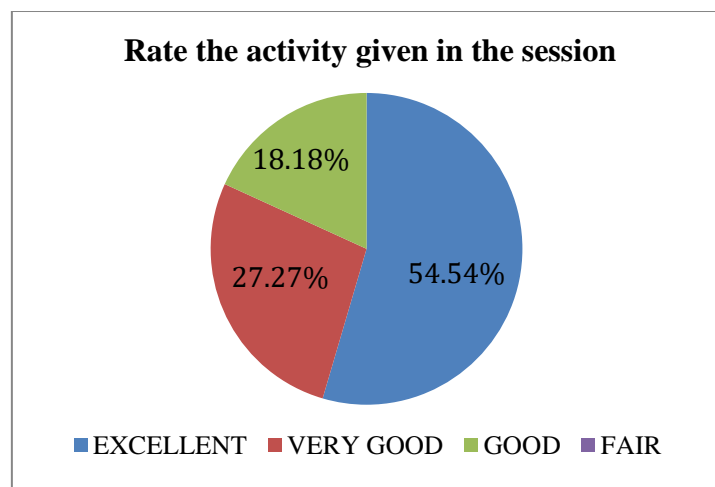
Following points were discussed with the students in this session

Online Student Induction Programme – 2020-2021

- Types of communication
- How to use internet to gather information on a particular topic using correct keyword
- Boolean search in Google
- Essay writing – Hamburger Format
- How to construct paragraph using SPELT concept
- Activity on rearranging sentences
- Example for an essay
- What is E-Mail
- How to write an effective E-Mail
- Structure of an E-mail
- Comparison of Good and Bad E-mail
- Activity on E-Mail (Fill in the blanks)
- E-Mail Etiquette



Feedback Analysis : From 30 Responses

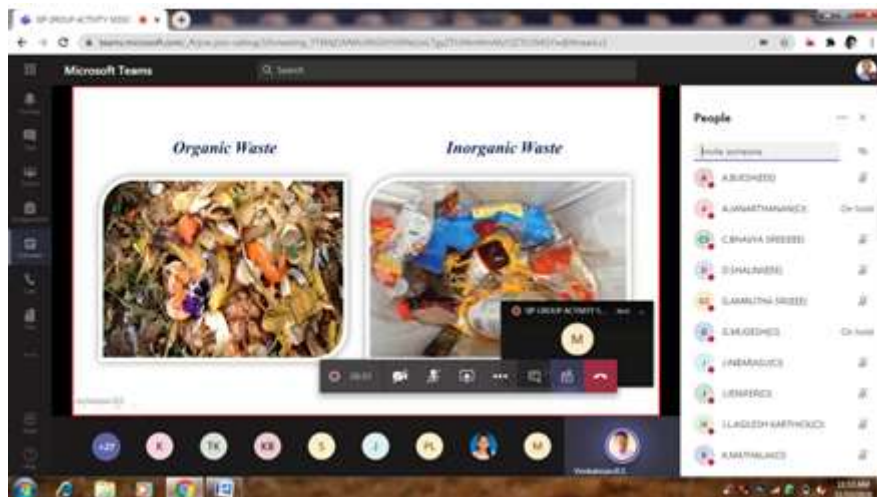


Online Student Induction Programme – 2020-2021

15-11-2020 – Project Out of Waste – Dr.R.S.Venkatesan, AP/ECE

In this session we delivered a lecture regarding Waste management.

- Important Points focused were
 - Points about different type of waste
 - Focus points are: E-waste, Non-biodegradable waste, Household waste and Medical waste, etc
 - How to manage effectively-Existing Waste Management
 - Advantages of waste Management
 - Harmful effects & subsequences of Waste.



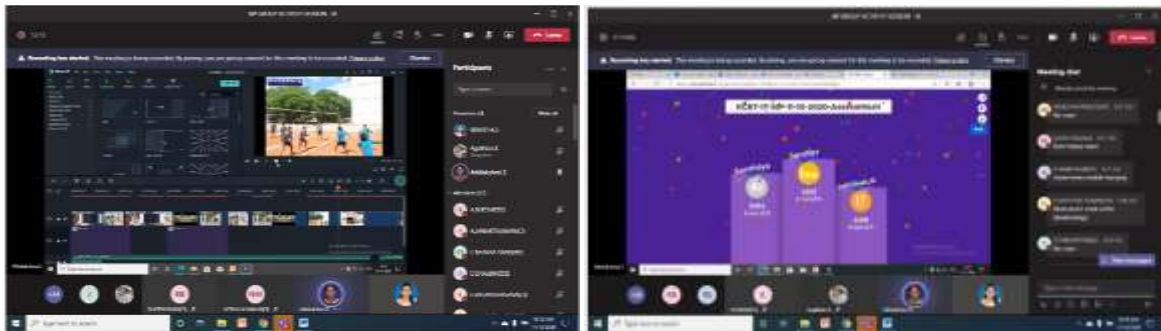
Student Activity



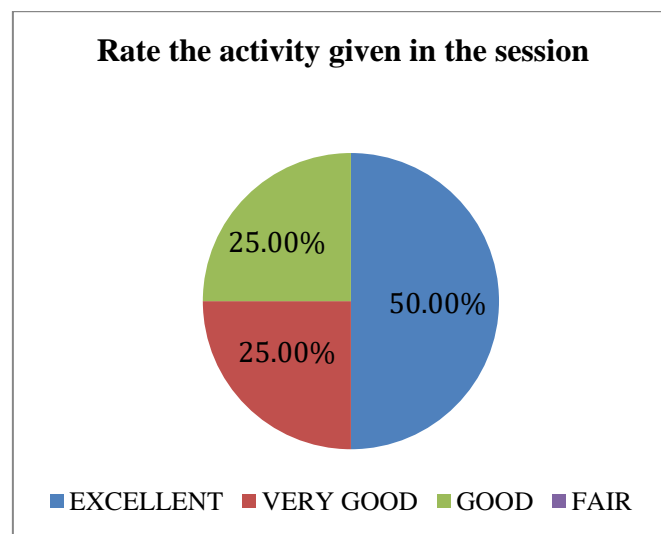
Online Student Induction Programme – 2020-2021

16-11-2020 – Short Film Making - Mr. D. Vendhan, AP/IT

1. An introduction to short film with advantages and disadvantages were discussed.
2. Various editing applications available for pictures, video and audio were discussed.
3. Students told what applications they are using for their content making.
4. General Instructions
 - 4.1. Take 10 best photos / 3 videos as per your theme.
 - 4.2. Edit the photos as per your theme.
 - 4.3. Convert the photos into video / merge the videos.
 - 4.4. Edit the audios (3 to 5) as per your theme.
 - 4.5. Make it as a short film - Minimum 30 Sec. to Maximum 2 Min.
5. Faculty gave a demo for combining the photos into video and adding suitable audio content.



Feedback Analysis : From 27 Responses

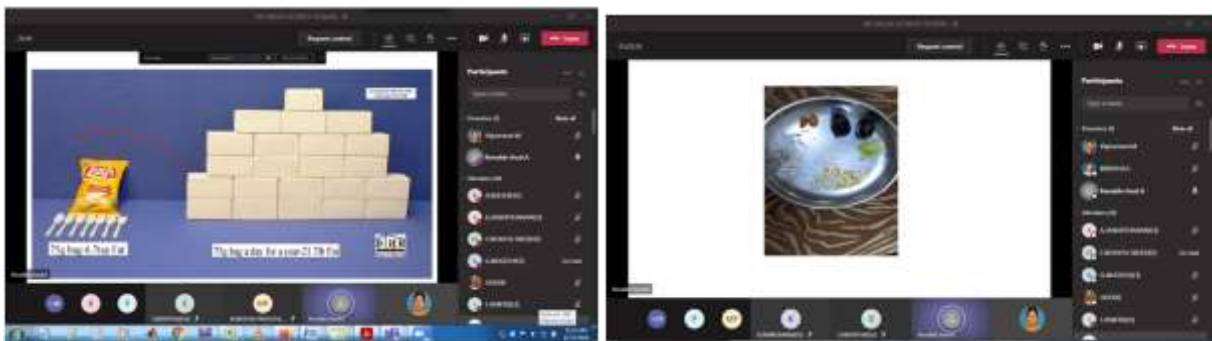


Online Student Induction Programme – 2020-2021

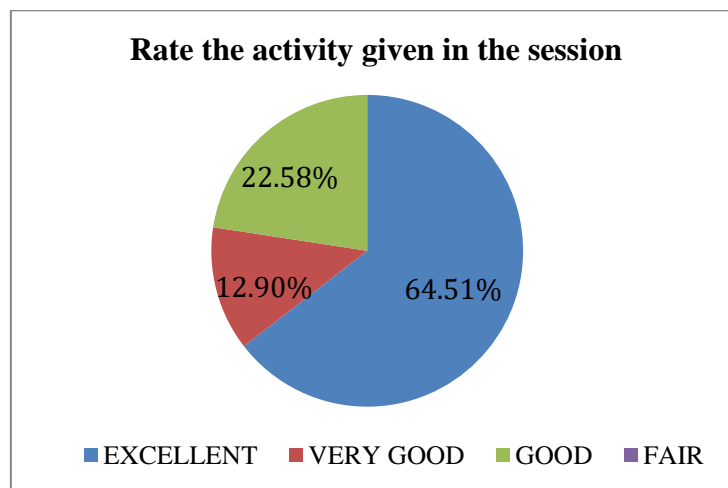
17-11-2020 – Holistic Food - Dr.A.Ronaldo Anuf, AP/BT

The learner will:

- define healthy food.
- recognize the food pyramid.
- sort a variety of foods into food pyramid categories.
- describe which foods they should eat more of (or less) than others.
- understand that healthy food is important to all people.
- distinguish wants and needs.



Feedback Analysis : From 31 Responses

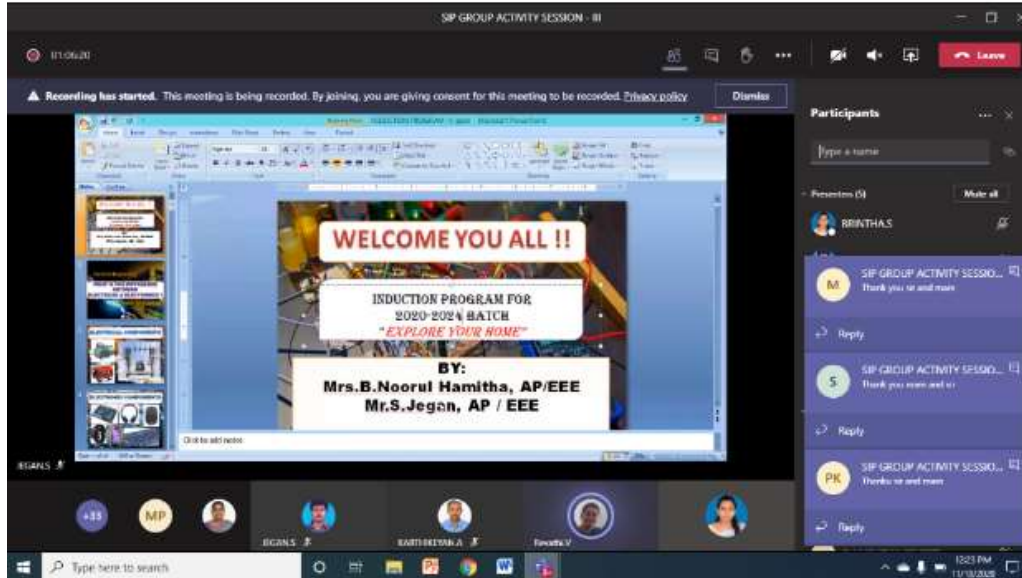


18-11-2020 – Explore Your Home I - Mr.S.Jegan AP/EEE and Mrs.B.Noorul Hamitha

AP/EEE

The department of Electrical and Electronics Engineering gave insights on the house hold appliances in our home under the topic " Explore your home". In this session the students were exposed to the basic operation, components in it, the science behind each and every appliance.

Online Student Induction Programme – 2020-2021

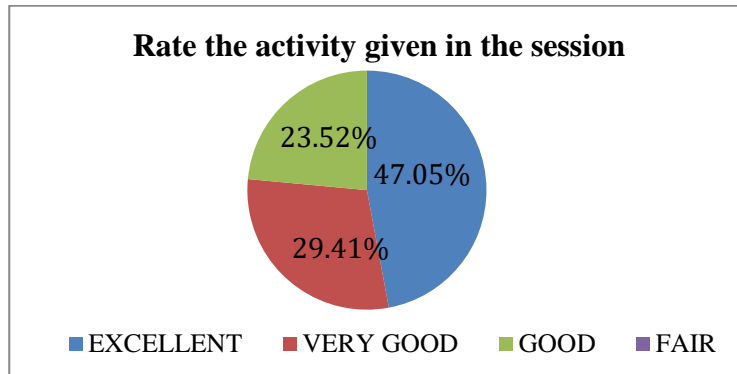


Students Activity

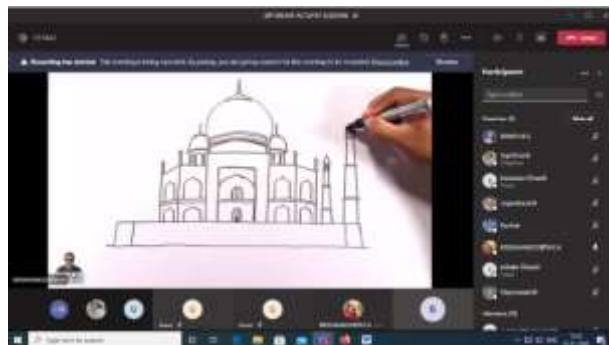


Online Student Induction Programme – 2020-2021

Feedback Analysis : From 26 Responses




19-11-2020 - Explore Your Home II - Mr..A. Krishnamoorthy, Mr.N.Jegandurai,
Dr.A.Karthik, AP/CIVIL

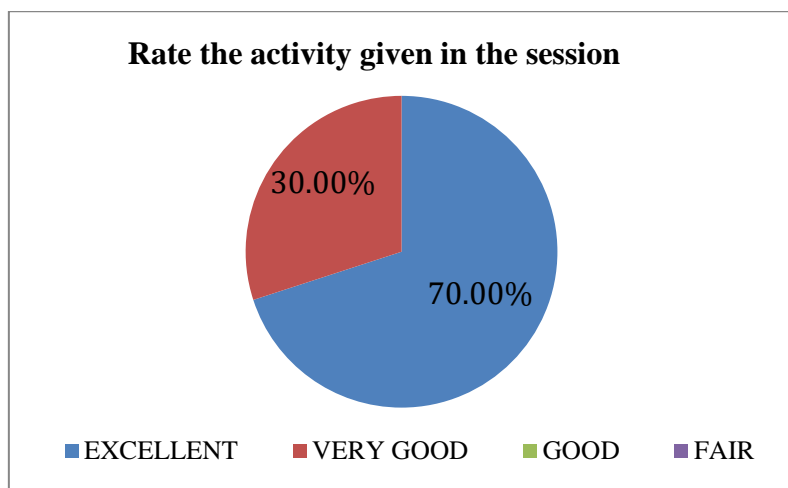


Online Student Induction Programme – 2020-2021

Student's Activity



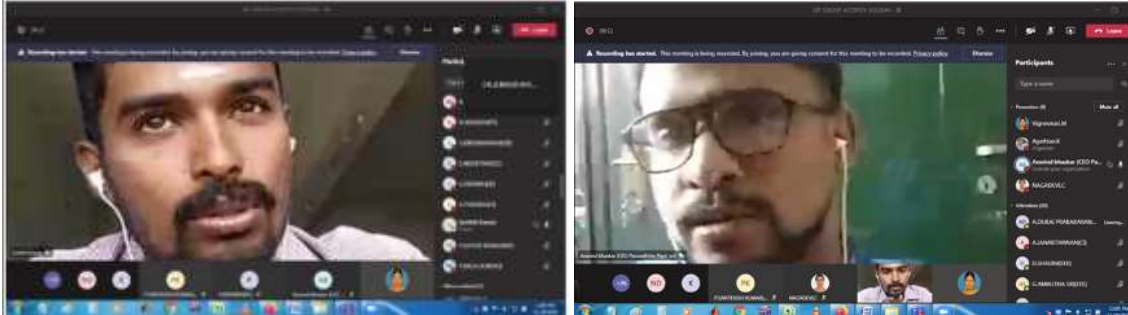
Feedback Analysis : From 31 Responses



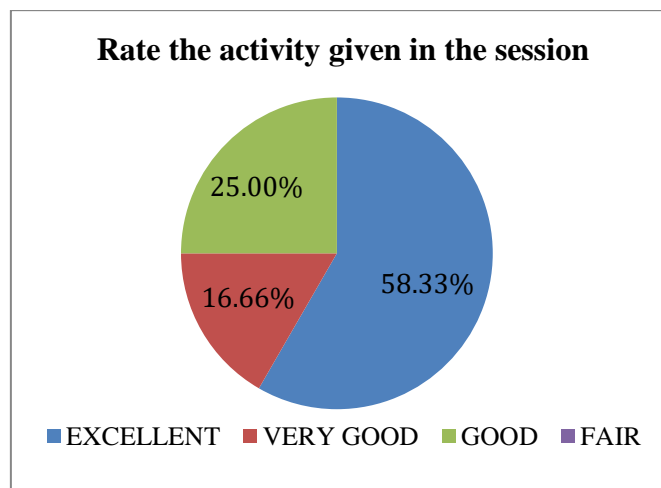
20-11-2020- Alumni Guest Lecture I - Mr.Senthil Kumar NCC Cadet [Lecturer-Senthil Andavar Polytechnic College]

There was an alumni interaction session, " Mr.Senthil Kumar"- NCC cadet - Lecturer, Senthil Andavar polytechnic college, Tenkasi, shared their journey in KCET. He gave a bird's eye view on various clubs, NCC and opportunities in KCET.

Online Student Induction Programme – 2020-2021



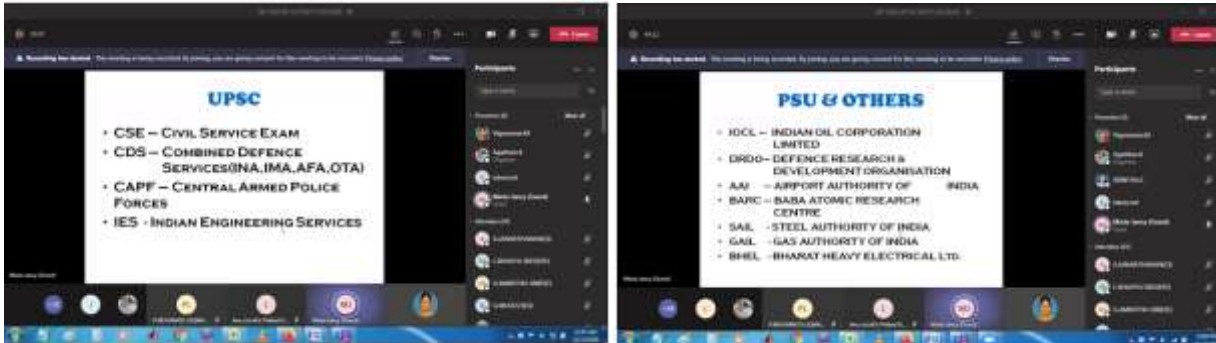
Feedback Analysis : From 17 Responses



21-11-2020-Alumni Guest Lecture II Er.M.R.Lokeshwaran, Junior Engineer, RRB, Madurai. Er.F.Mariya Jancy, Assistant Engineer, PWD / WRD, Mining and Monitoring Section, Thoothukudi

There was an another alumni interaction session, by "Mr.Aravind Baskar" - CEO of "paruvathe payir sei", shared their journey in KCET. He also gave a bird's eye view on various clubs, NCC and opportunities in KCET.

Online Student Induction Programme – 2020-2021

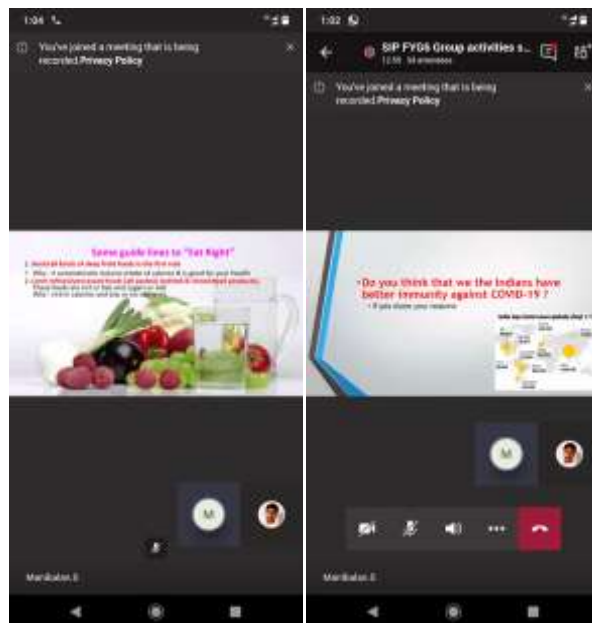


Group VI – Mechanical Engineering and Mechatronics Engineering

10-11-2020 – Holistic Food - Mr.S.Manibalan, AP/BT

The learner will:

- Define healthy food.
- Recognize the food pyramid.
- Sort a variety of foods into food pyramid categories.
- Describe which foods they should eat more of (or less) than others.
- Understand that healthy food is important to all people.
- Distinguish wants and needs.

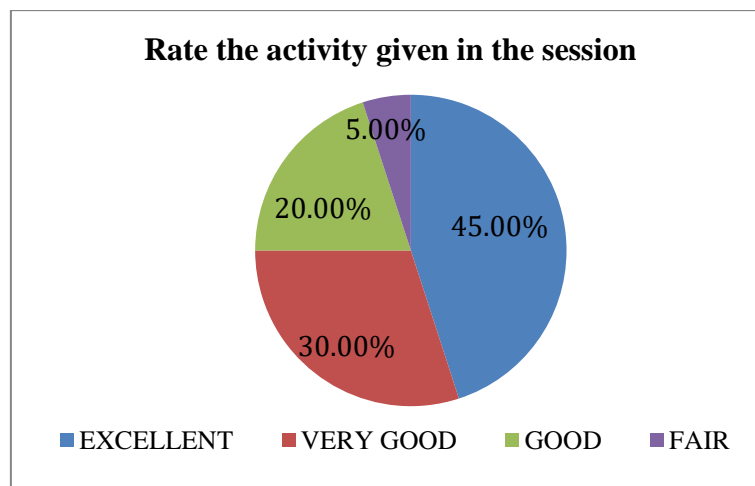


Online Student Induction Programme – 2020-2021

Student Activities



Feedback Analysis : From 31 Responses



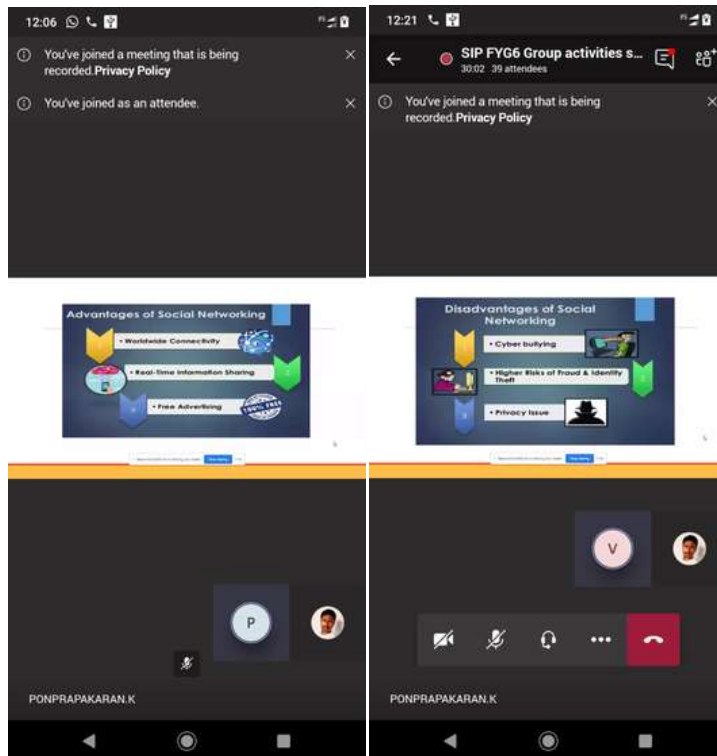
11-11-2020 - Social Networking (Do's and Don'ts) - Dr.K.Ponprapakaran AP/PT

In this session, awareness on using social media was discussed. The following points were discussed with the students.

- What are social networking sites?
- Why social media is needed?

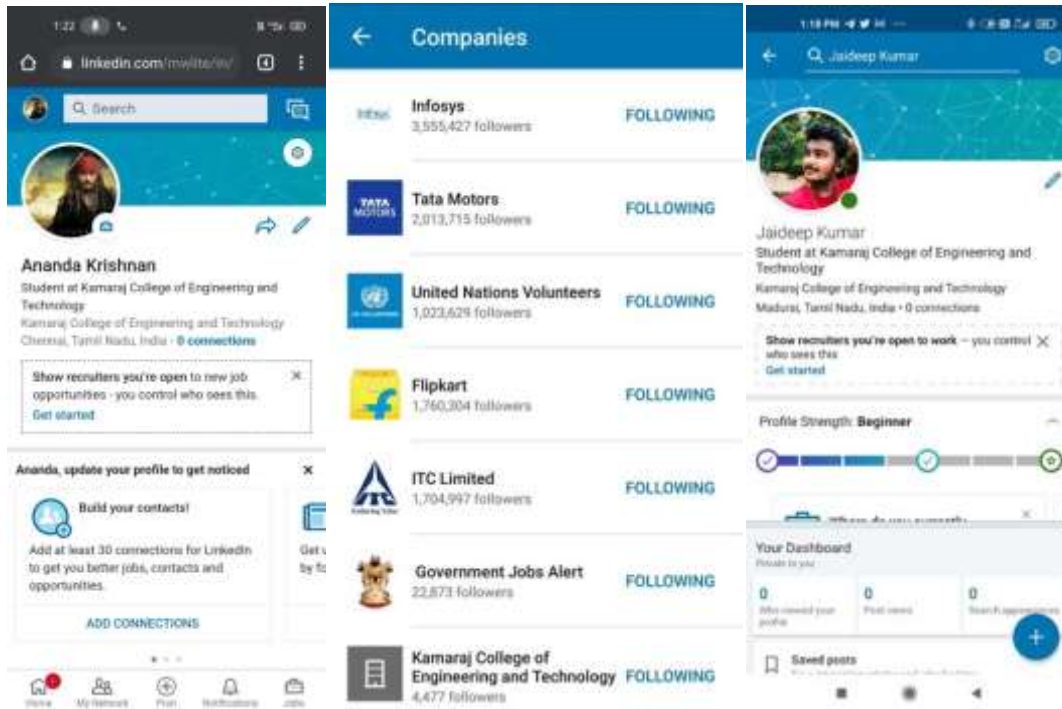
Online Student Induction Programme – 2020-2021

- Advantages & Disadvantages of Social networking
- Constructive way of utilizing social networks
- Youtuber
- Digital Marketing
- All about LinkedIn
- What are the advantages of using LinkedIn to student community?
- LinkedIn profile creation
- How to use LinkedIn to rise contact with industries for internship/Placement?
- LinkedIn Digital Learning- How to use it?

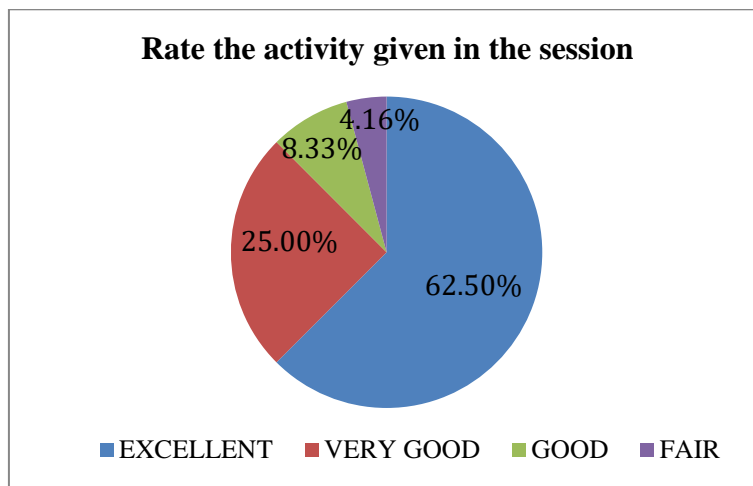


Online Student Induction Programme – 2020-2021

Student Activities



Feedback Analysis : From 24 Responses



12-10-2020 Craft Workshop - Mrs.C.Naga Devi, AP/EEE

In the craft workshop mandala arts and newspaper art were covered.

Following points were discussed during the session

For Mandala art

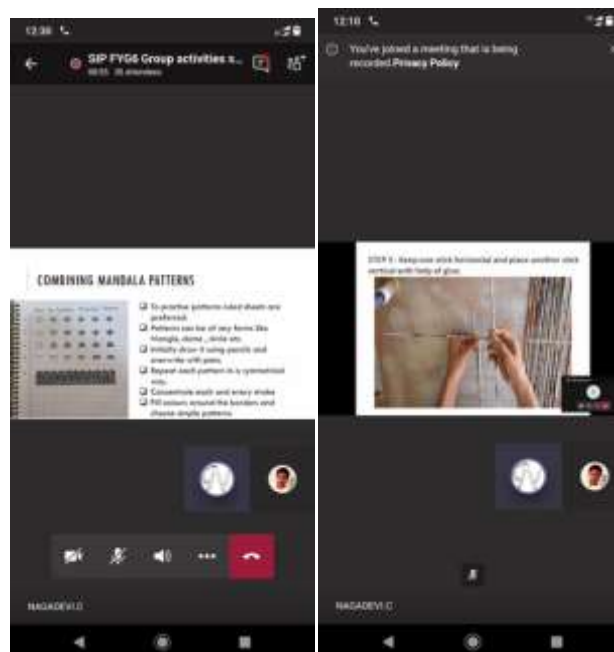
7. What is mandala

Online Student Induction Programme – 2020-2021

8. Explaining the procedure for creating a mandala
9. How to combine the mandala patterns

For Newspaper art

5. Explain the procedure for making models using newspaper.
6. Given ideas for making the models.

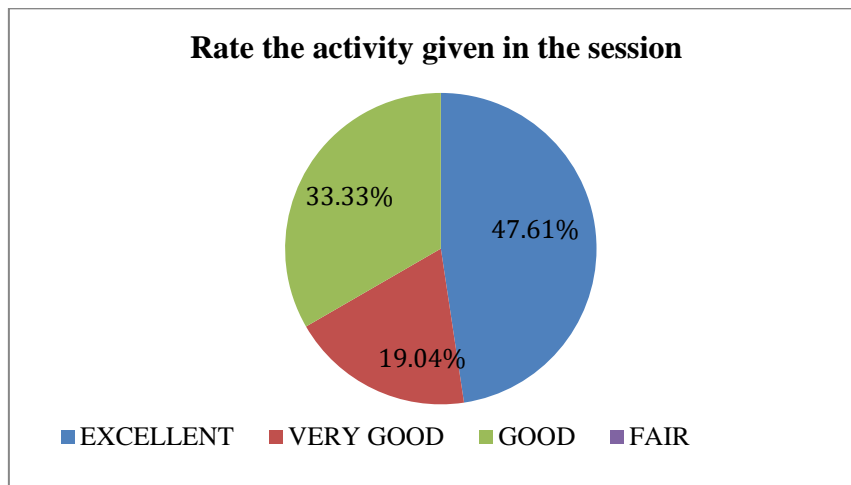


Online Student Induction Programme – 2020-2021

Student Activities



Feedback Analysis : From 21 Responses



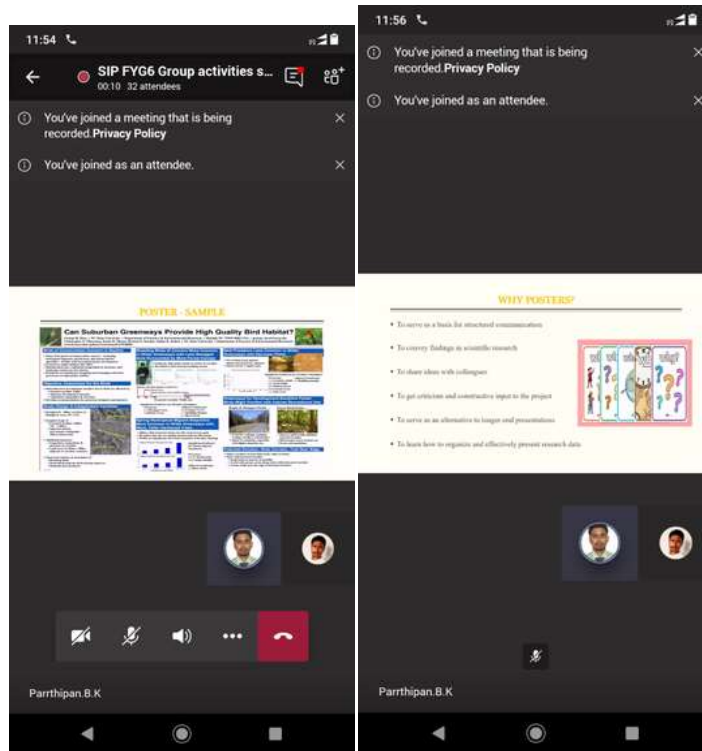
13-11-2020 – Poster Making – Mr.B.K.Parrthipan, AP/MECH

Following points were discussed during this session


- How to make a poster
- Types of poster
- Purpose of making poster
- Ideas about making effective poster

Online Student Induction Programme – 2020-2021

- How to convey information to others with the help of posters.

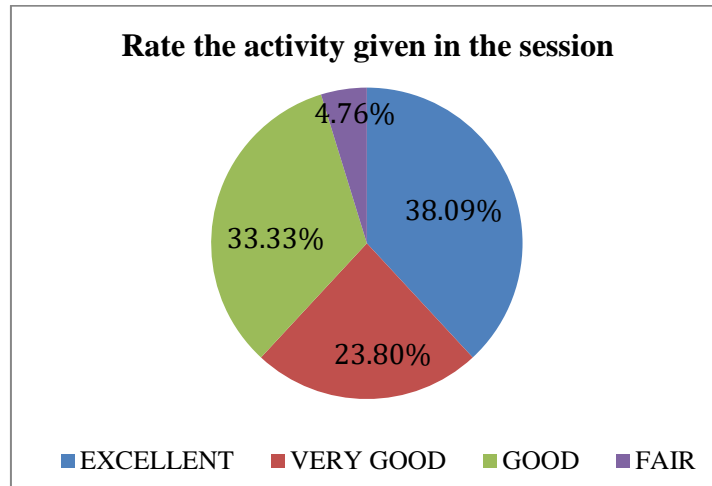


Student Activity



Online Student Induction Programme – 2020-2021

Feedback Analysis : From 21 Responses



15-11-2020 – Communication- Mrs.S.Thahira Banu, AP/CIVIL

Following points were discussed with the students in this session

- Types of communication
- How to use internet to gather information on a particular topic using correct keyword
- Boolean search in Google
- Essay writing – Hamburger Format
- How to construct paragraph using SPELT concept
- Activity on rearranging sentences
- Example for an essay
- What is E-Mail
- How to write an effective E-Mail
- Structure of an E-mail
- Comparison of Good and Bad E-mail
- Activity on E-Mail (Fill in the blanks)
- E-Mail Etiquette

Online Student Induction Programme – 2020-2021

Types of communication

Oral and written communication

Written communication-
Examples

- Letters - Essay writing
- Emails
- Internet websites
- Reports
- Faxes
- News releases
- Telegram
- Postcards

Basic structure of an Essay

An essay needs to be systematically divided into three distinct parts

- 1.The Introduction or beginning
- 2.The Body of the essay or middle
- 3.The Conclusion or the end

CONCLUSION

Wrap up your story with the conclusion
Leaving a strong impressive in the readers mind after reading the story

- Do not tell any new ideas
- Summarize in nutshell
- Express your opinion in a crisp manner

K. Harishide
Datta
(MIR)

Essay On ENVIRONMENTAL POLLUTION:-

Introduction:-

Our environment is made of both living and non-living things. The living things include animal, plants and their micro-organisms, whereas air, water and soil, sunlight, etc. form the non-living components of the environment. Some of the major types of pollution are air, water, soil, noise, light and nuclear pollution.

Types Of Pollution:-

Smokes from industries, house chimneys, vehicles and fuel cause air

Dear Sir,

I am pleased to hear that I have been selected for the post of the 10th grade student in the school of the Holy Child, Madurai. I am very grateful to you for the opportunity given to me. I will try my best to do my duty and to be a good student. I would appreciate if you could give me some advice on how to be a good student. Thank you very much for your kind attention.

Yours faithfully,
Datta

Introduction:-

The importance of environmental pollution can be seen in the form of air, water, soil, noise, light and nuclear pollution. Some of the major types of pollution are air, water, soil, noise, light and nuclear pollution.

Types Of Pollution:-

Smokes from industries, house chimneys, vehicles and fuel cause air

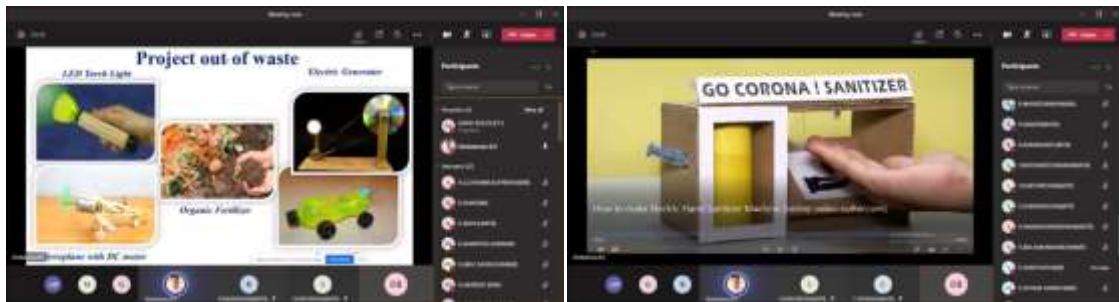
Student Activities

Online Student Induction Programme – 2020-2021

16-11-2020 – Project Out of Waste Mrs.M.StellaMercy, AP/ECE

In this session we delivered a lecture regarding Waste management.

- Important Points focused were
- Points about different type of waste
- Focus points are: E-waste, Non-biodegradable waste, Household waste and Medical waste, etc
- How to manage effectively-Existing Waste Management
- Advantages of waste Management
- Harmful effects & subsequences of Waste.

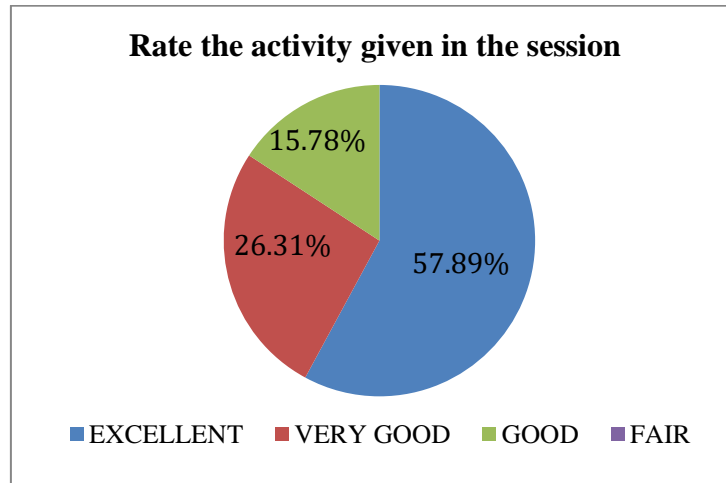


Student Activity



Online Student Induction Programme – 2020-2021

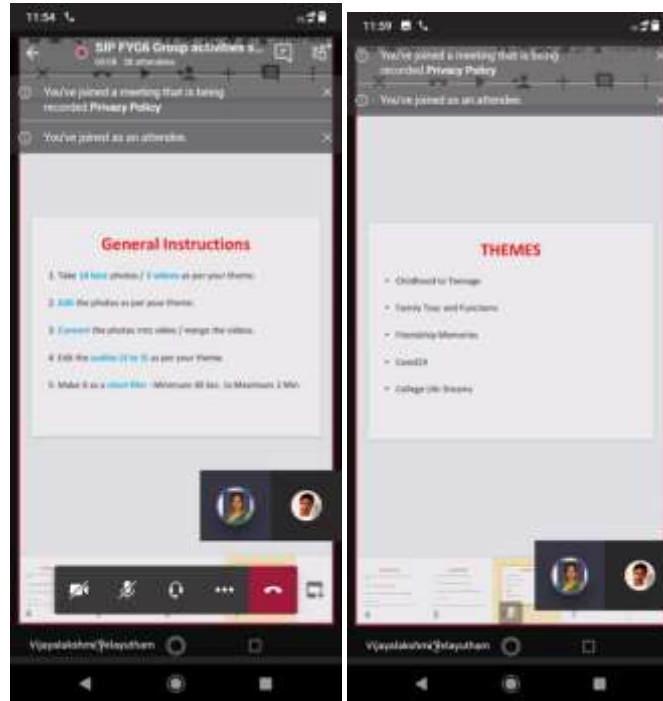
Feedback Analysis : From 19 Responses



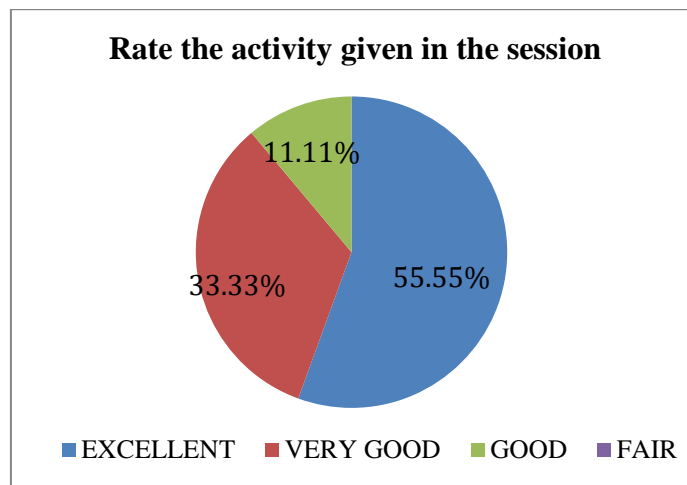
17-11-2020 – Short Film Making - V.Vijayalakshmi, AP/IT

1. An introduction to short film with advantages and disadvantages were discussed.
2. Various editing applications available for pictures, video and audio were discussed.
3. Students told what applications they are using for their content making.
4. General Instructions
 - 4.1. Take 10 best photos / 3 videos as per your theme.
 - 4.2. Edit the photos as per your theme.
 - 4.3. Convert the photos into video / merge the videos.
 - 4.4. Edit the audios (3 to 5) as per your theme.
 - 4.5. Make it as a short film - Minimum 30 Sec. to Maximum 2 Min.
5. Faculty gave a demo for combining the photos into video and adding suitable audio content.

Online Student Induction Programme – 2020-2021

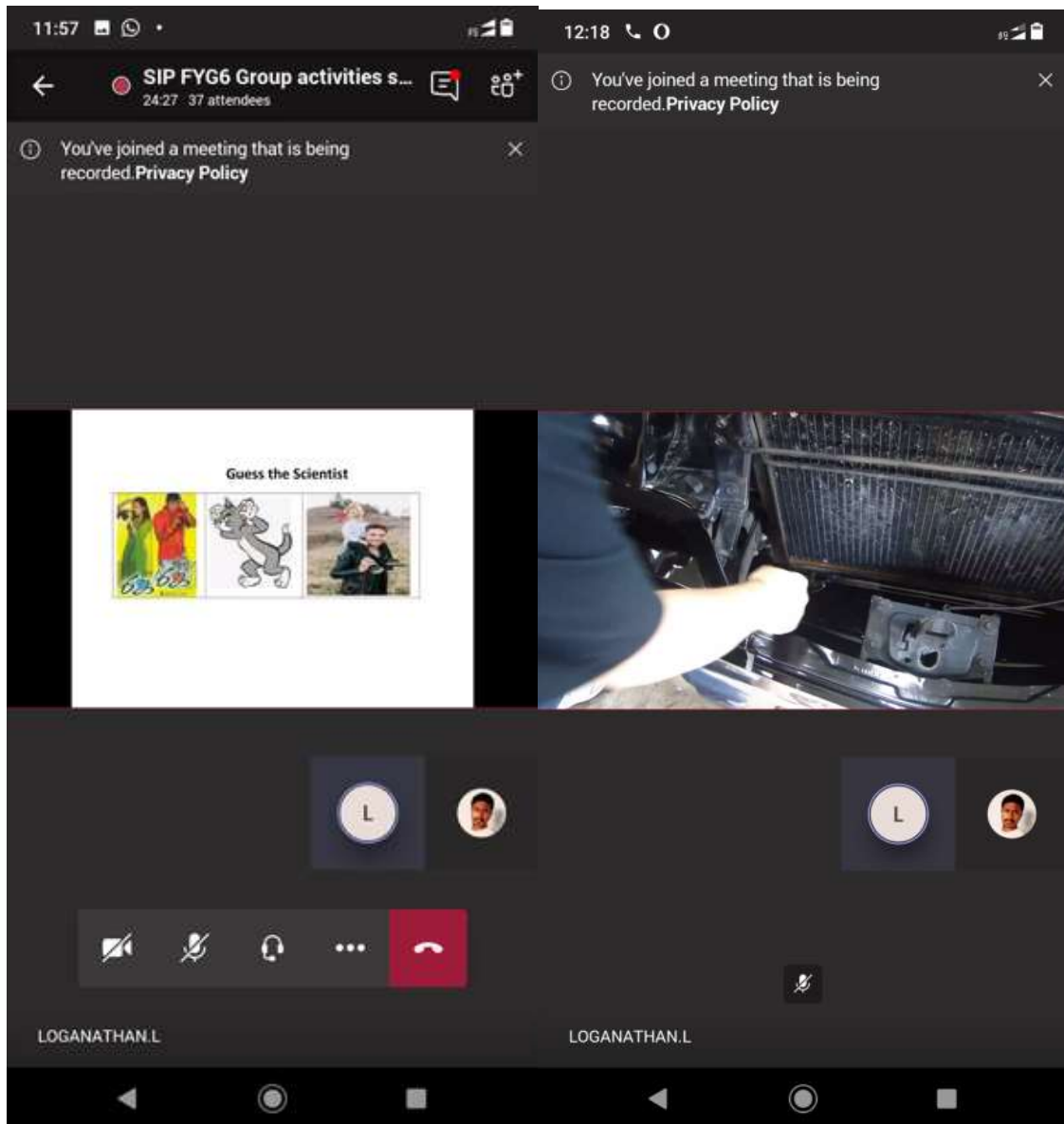


Feedback Analysis : From 27 Responses



Online Student Induction Programme – 2020-2021

18-11-2020 – Connections and Assembly & Disassembly Mr.B.Prabhu & Mr.L.Loganathan, AP/MECH



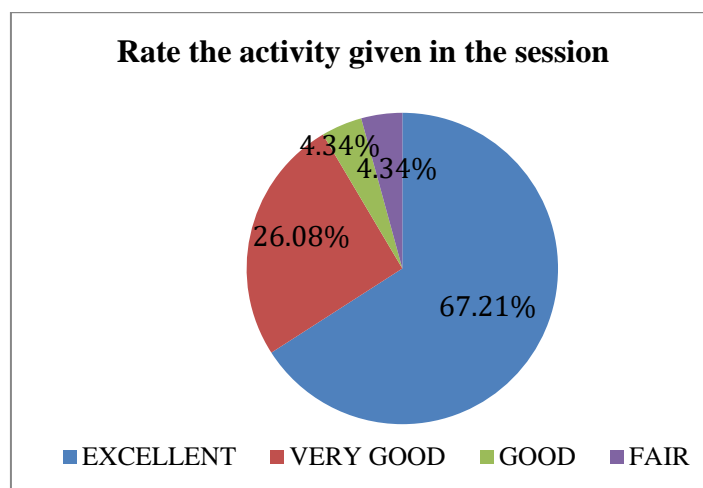


Online Student Induction Programme – 2020-2021

Student Activities



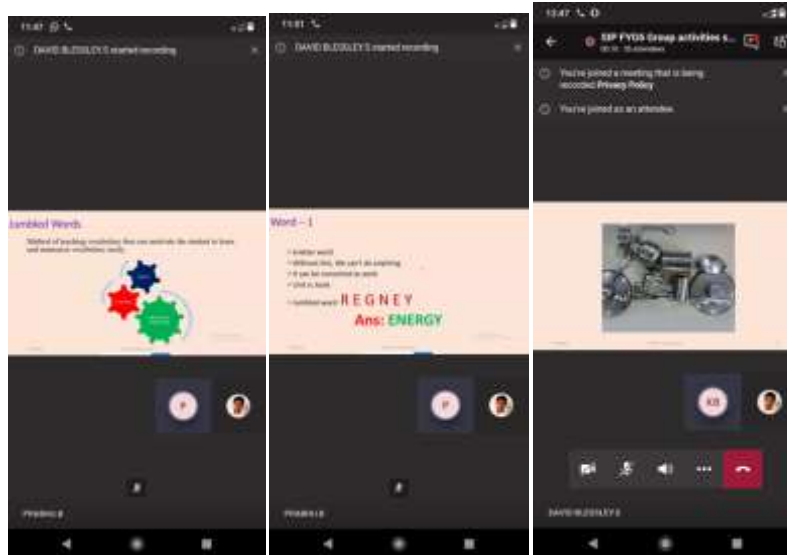
Feedback Analysis : From 23 Responses





Online Student Induction Programme – 2020-2021

19-11-2020 – Jumbled Words and Automobile from Household Items - Mr.B.Prabhu & Mr.L.Loganathan, AP/MECH

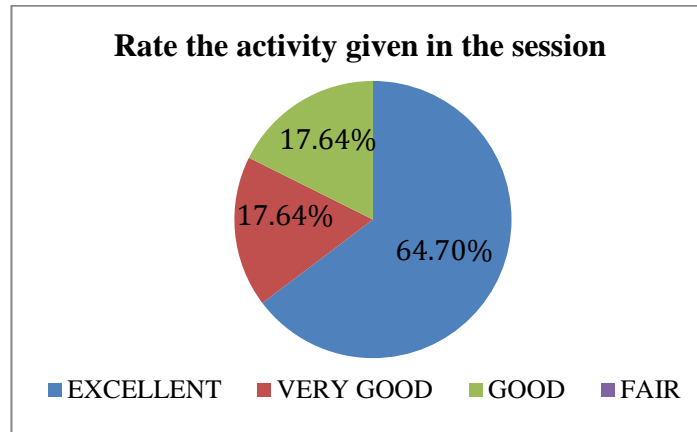


Students Activity

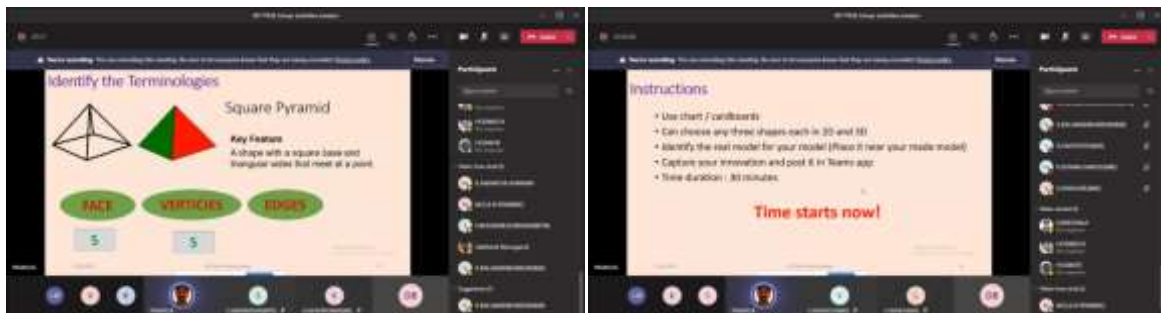


Online Student Induction Programme – 2020-2021

Feedback Analysis : From 17 Responses



20-11-2020- Model Making – Mr. B. Prabhu & Mr. I. Loganathan, AP/Mechanical



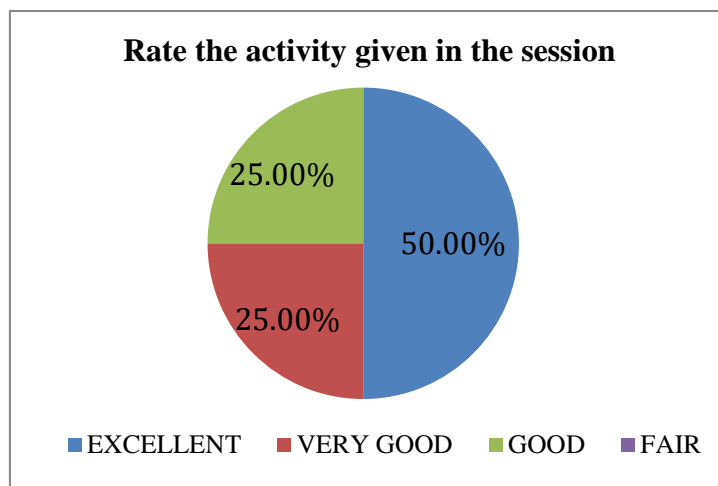


Online Student Induction Programme – 2020-2021

Student Activities



Feedback Analysis : From 16 Responses



Online Student Induction Programme – 2020-2021

21-11-2020- Career Guidance - Mr. Nirupan Kumar, Senior HVAC Design Engineer, CEG International, Dubai

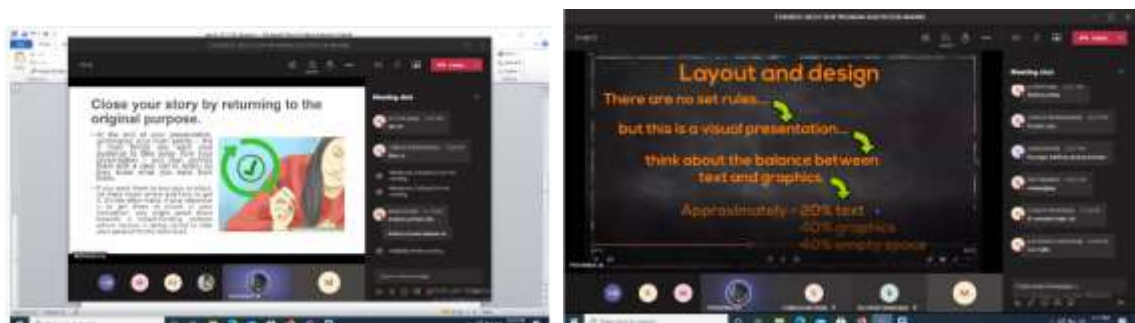


Group VII – Artificial Intelligence and Data Science

10-11-2020 – Poster Making - Mr.M.Prithivraj, AP/MECH

Following points were discussed during this session

- How to make a poster
- Types of poster
- Purpose of making poster
- Ideas about making effective poster
- How to convey information to others with the help of posters.



Online Student Induction Programme – 2020-2021

Student Activity

IMPORTANCE OF EDUCATION
INTRODUCTION:
"Education is the powerful weapon, which you can use to change the world"
-Nelson Mandela
 Education is the essential need for every human being. And it is not considered as the basic need in many countries. Education is a tool, that makes everyone as a complete human being.

AN INVESTMENT:
"Change is the end result of all true learning"
 Education may also considered

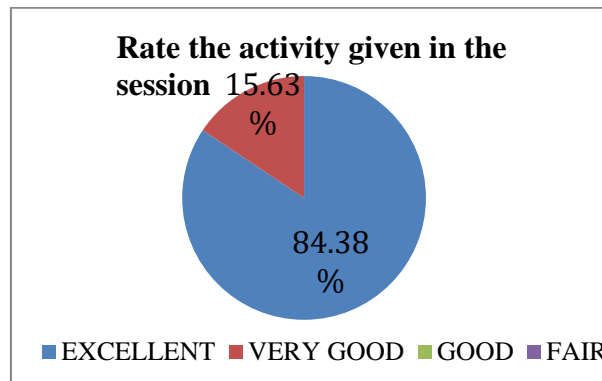
A COUNTRY YOU HAVE ALWAYS WANTED TO VISIT
SWITZERLAND

INTRODUCTION:
 If I could choose anywhere in the world to live, it would be Switzerland. I chose Switzerland to live in because of their health care system. The people are happy and healthy both at the same time. They give top-notch education to everyone and they care about talent and innovation. They've also created an environment where people can thrive. The exact city I will be doing is called Zurich. Zurich is the largest city in Switzerland. Zurich is a city that is both exciting and open to different cultures.

TOURISM OF SWITZERLAND:
 Tourism: Switzerland is a beautiful, scenic attraction country. While it is most famous for its ski resorts during the winter, it is beautiful all year round. ... The Alpine mountains stretch across the borders to France, making Switzerland the perfect skiing destination.



Feedback Analysis : From 32 Responses



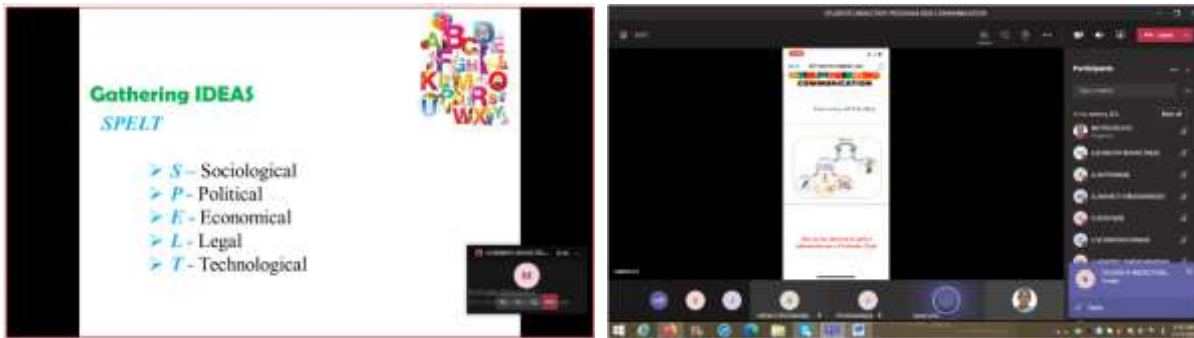
11-11-2020 - Communication - Mr. A. Arul Kumar, AP/MTR

Following points were discussed with the students in this session

- Types of communication
- How to use internet to gather information on a particular topic using correct keyword
- Boolean search in Google
- Essay writing – Hamburger Format
- How to construct paragraph using SPELT concept
- Activity on rearranging sentences
- Example for an essay
- What is E-Mail
- How to write an effective E-Mail
- Structure of an E-mail

Online Student Induction Programme – 2020-2021

- Comparison of Good and Bad E-mail
- Activity on E-Mail (Fill in the blanks)
- E-Mail Etiquette



Student Activities

Contribution of technology in education

INTRODUCTION:
 Today technology has been incorporated into a good number of curriculum even those that do not belong to the technology and computer classes. There is a number of very good software that can be used to supplement the class curriculum. Students make use of computers to come up with presentations etc...

IMPORTANCE OF TECHNOLOGY:
 Technology has greatly grown to the point that it is also available today to assist those who are yet to begin school. There are a number of educational systems and video games for the small children that assist them in getting ready for school and in a number of situations also give them a head start on their education.

With the continuing advances in the technology of world, students are getting improved access to such educational opportunities. Every time something "better" and "new" is brought into the market, the price of the existing technology is decreased which makes it much more accessible in the educational setting.

By introducing it in our schools and classrooms, we will ensure that the students are equipped with much better tools and knowledge to make their transition from college to the workplace a very easy one. Students also get to know how to use the technology available in the world today through the tech and computer class. This gives the guarantee that the following their graduation, the students will not have the difficulties with the using technology.

CONCLUSION:
 We need to face the truth, technology is the 'in thing' in the world today and it has become necessary in each and every aspect of our lives and education has without doubt not been left behind. It is very useful in providing more knowledge to our students and also in making them competitive in the job market.

CONTRIBUTION OF TECHNOLOGY IN EDUCATION

INTRODUCTION
 "Technology will never replace great teachers, but in the hands of the great teachers, it's transformational."
 -George Couros

Education means helping others to learn or receiving a good knowledge. Education has both learning skill and teaching skills. Technology means techniques which are used to solve a problem in practical manner by using any instruments. But in upcoming days, technology plays a very good role in education and also in other activities.

TECHNOLOGY IN EDUCATION
 Adding technology into an education, gives a way to achieve a good education. For an example, During the covid19 pandemic situation, technology has given a wide way for

MY DAD IS SUPERMAN

Introduction-
 Everything I have learned about a good man is learned from my dad. I know what a good man looks like and acts like. He showed me not to accept anything less than perfect. He is a faithful, generous, caring husband to my mom. He treats us with absolute respect. He makes sure that our family is his top priority. He is the anchor of our family. He holds us all together and makes sure that we are reaching our greatest potential possible.

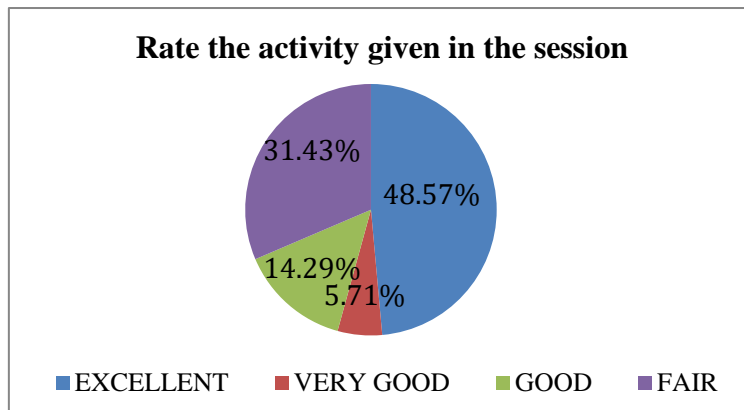
Qualities-
 I have inherited many qualities from my dad, such as his stubbornness, his temper, but the most beautiful quality I have inherited from him is my heart. He has the softest, sweetest, most loving heart and I am so glad that I am able to say that I possess the best of his. He has a special place in his heart for everyone he encounters.

Real Superman-
 If you asked me 10 years ago who my favorite superhero was, I would immediately say "Superman." However, if you ask me

Online Student Induction Programme – 2020-2021

Feedback Analysis : From 35 Responses

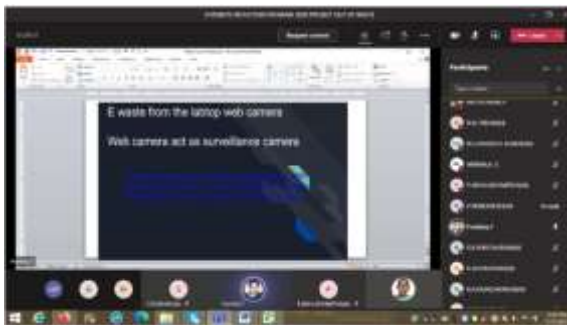
Some students rated fair because of the time duration, it was rectified from the next sessions.



12-10-2020- Project Out of Waste - Mrs.T.Prathiba, AP/ECE

In this session we delivered a lecture regarding Waste management.

- Important Points focused were
 - Points about different type of waste
 - Focus points are: E-waste, Non-biodegradable waste, Household waste and Medical waste, etc
 - How to manage effectively-Existing Waste Management
 - Advantages of waste Management
 - Harmful effects & subsequences of Waste.

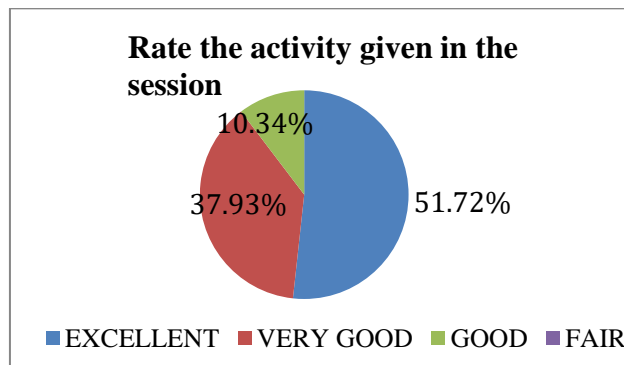


Online Student Induction Programme – 2020-2021

Student Activity



Feedback Analysis : From 29 Responses



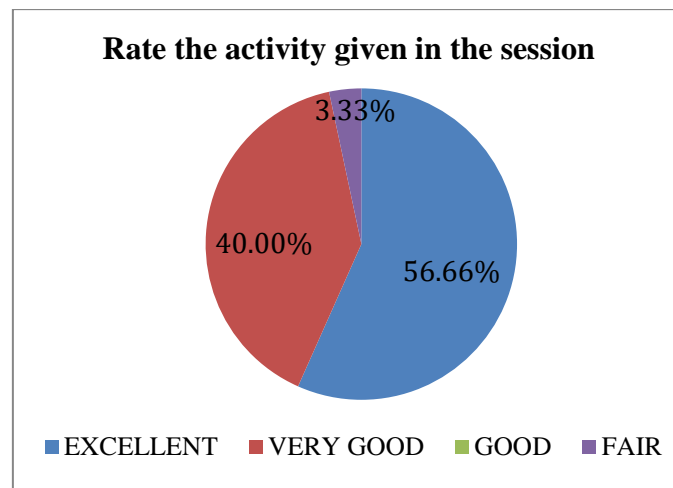
13-11-2020 – Short Film Making - Mrs. S. Athilakshmi,AP/IT

1. An introduction to short film with advantages and disadvantages were discussed.
2. Various editing applications available for pictures, video and audio were discussed.
3. Students told what applications they are using for their content making.
4. General Instructions
 - 4.1. Take 10 best photos / 3 videos as per your theme.
 - 4.2. Edit the photos as per your theme.
 - 4.3. Convert the photos into video / merge the videos.
 - 4.4. Edit the audios (3 to 5) as per your theme.
 - 4.5. Make it as a short film - Minimum 30 Sec. to Maximum 2 Min.
5. Faculty gave a demo for combining the photos into video and adding suitable audio content.

Online Student Induction Programme – 2020-2021



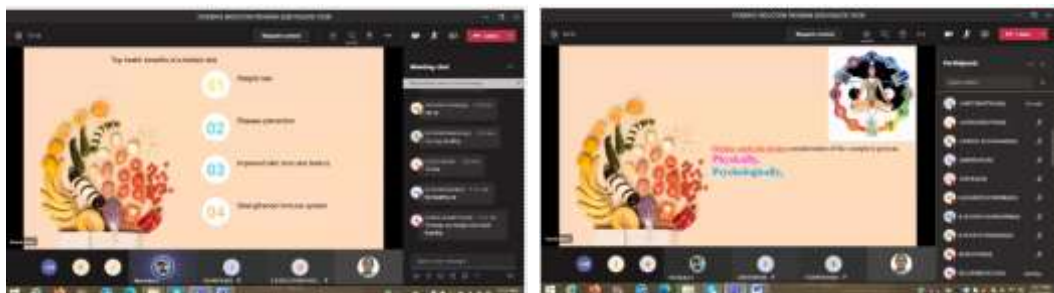
Feedback Analysis : From 30 Responses



15-11-2020 – Holistic Food - Mr.S.Manibalan,AP/BT

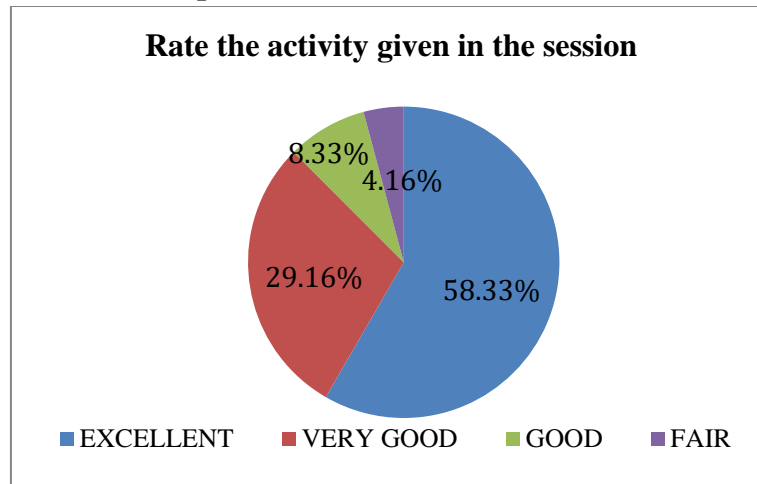
The learner will:

- Define healthy food.
- Recognize the food pyramid.
- Sort a variety of foods into food pyramid categories.
- Describe which foods they should eat more of (or less) than others.
- Understand that healthy food is important to all people.
- Distinguish wants and needs.



Online Student Induction Programme – 2020-2021

Feedback Analysis : From 24 Responses



16-11-2020 – Social Networking (Do's and Don'ts) - Mr.M.Rajasekaran, AP/CSE

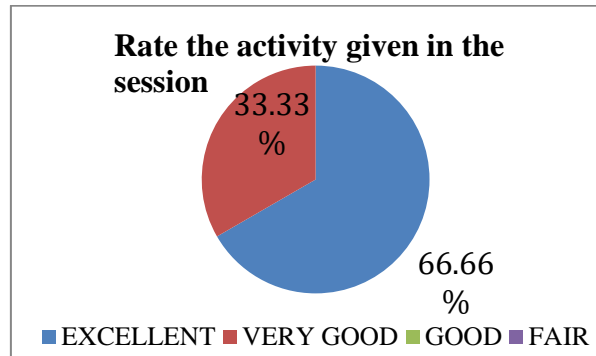
In this session, awareness on using social media was discussed. The following points were discussed with the students.

- What are social networking sites?
- Why social media is needed?
- Advantages & Disadvantages of Social networking
- Constructive way of utilizing social networks
- Youtuber
- Digital Marketing
- All about LinkedIn
- What are the advantages of using LinkedIn to student community?
- LinkedIn profile creation
- How to use LinkedIn to rise contact with industries for internship/Placement?
- LinkedIn Digital Learning- How to use it?



Online Student Induction Programme – 2020-2021

Feedback Analysis : From 27 Responses



17-11-2020 – Craft Workshop - Mr.T Hariprasath, AP/EEE

In the craft workshop mandala arts and newspaper art were covered.

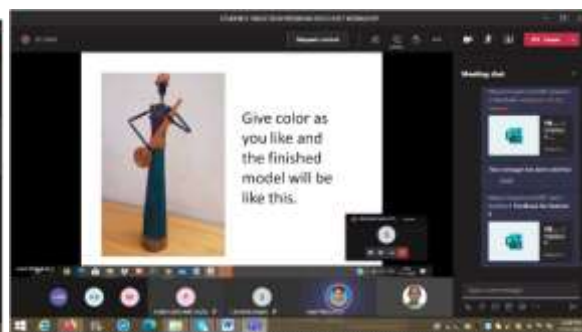
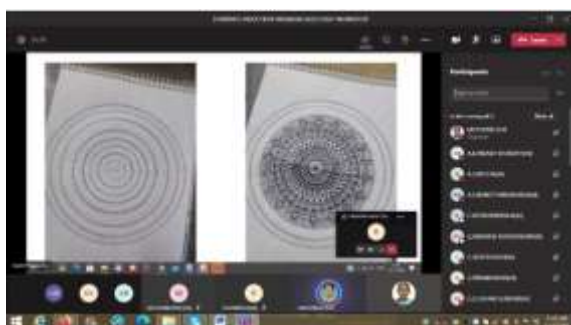
Following points were discussed during the session

For Mandala art

10. What is mandala
11. Explaining the procedure for creating a mandala
12. How to combine the mandala patterns

For Newspaper art

7. Explain the procedure for making models using newspaper.
8. Given ideas for making the models.

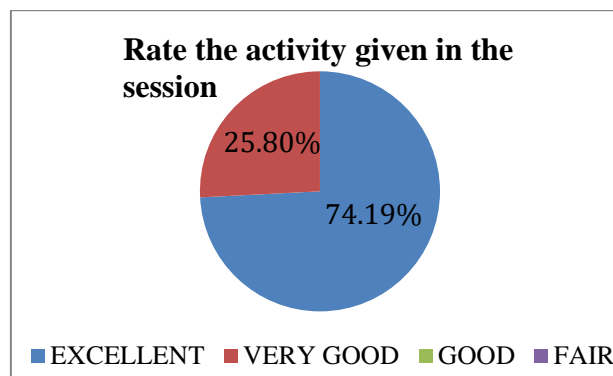


Online Student Induction Programme – 2020-2021

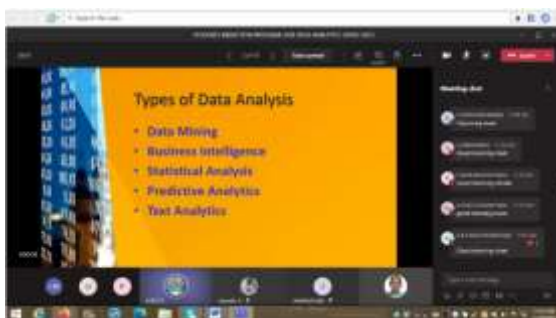
Student Activities



Feedback Analysis : From 31 Responses

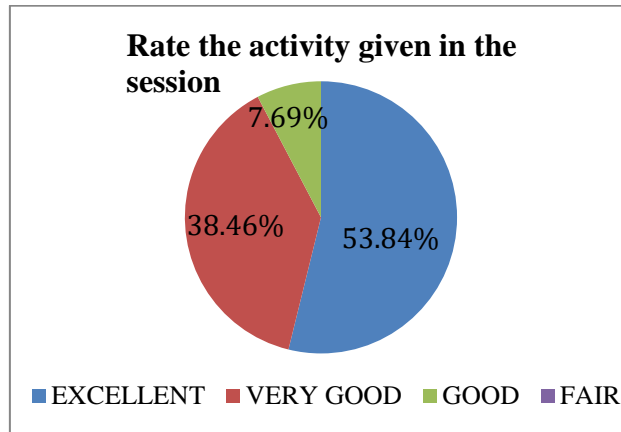


18-11-2020 – Data Analytics using Excel - Dr.M.Indra Devi & Ms.S.Janani, AP/CSE



Online Student Induction Programme – 2020-2021

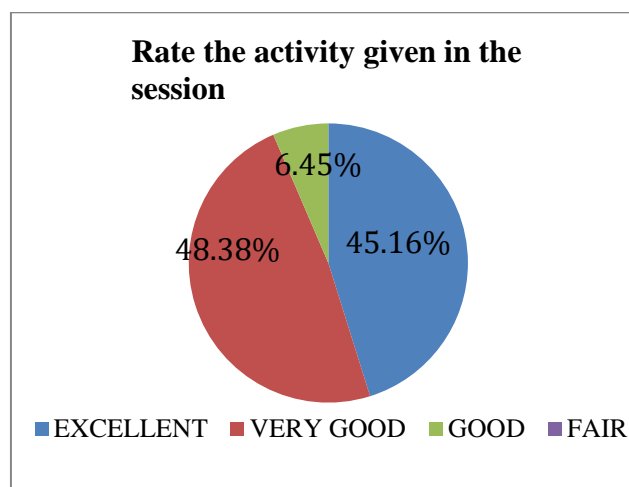
Feedback Analysis : From 26 Responses



19-11-2020 – Data Analytics using Excel & Case Studies Dr.M.Indra Devi & Ms.S.Janani, AP/CSE

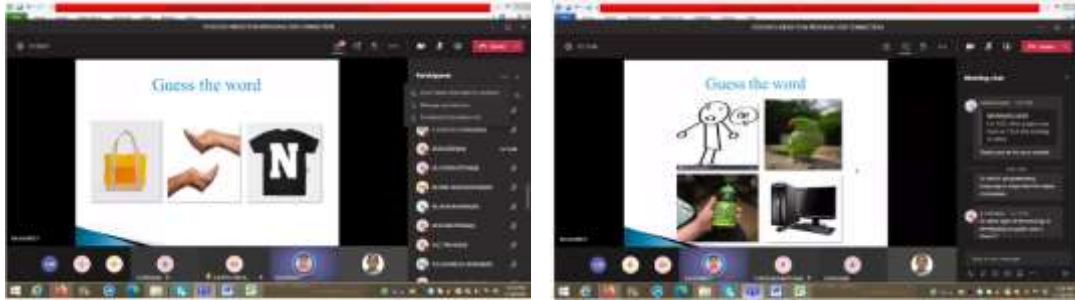


Feedback Analysis : From 31 Responses

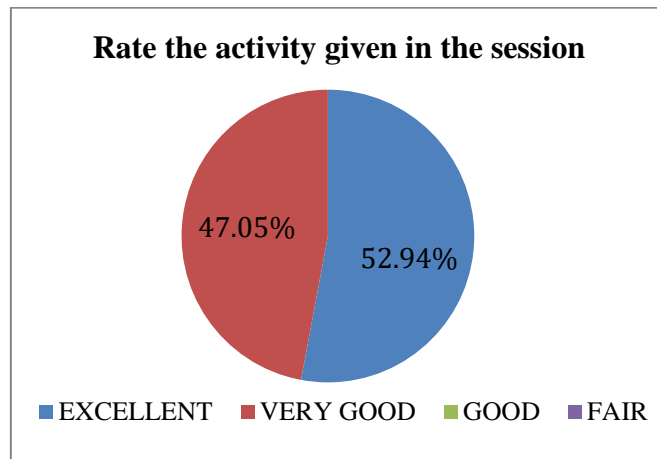


Online Student Induction Programme – 2020-2021

20-11-2020- Connection - Dr.R.Ramya & Ms.T.Rajashree, AP/CSE

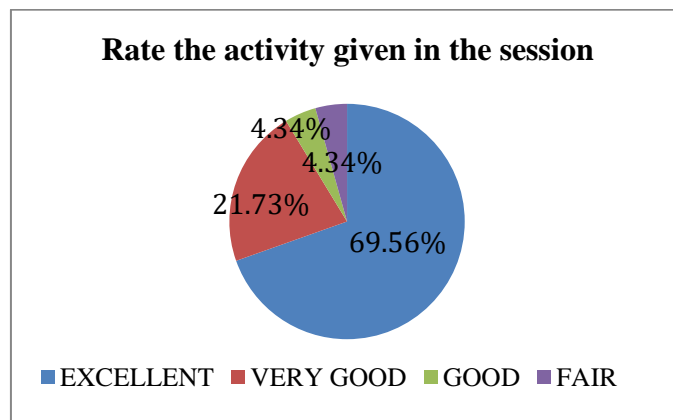


Feedback Analysis : From 17 Responses



21-11-2020- Hardware Demo - Dr. R.Ramya & Ms.T.Rajashree, AP/CSE

Feedback Analysis : From 23 Responses



Online Student Induction Programme – 2020-2021

Session 4: Universal Human Values (UHV)

Schedule

Day	Date	Topic	Resource Person	Batch
2	10-11-2020	Student Induction Program What & Why and Right Understanding -4 Levels of Harmony	Mr.A.R.Shiva kumar AP/Chemistry Mr.N.Siva Kumar AP/Chemistry	Batch B
3	11-11-2020	Aspirations & Concerns	Dr.G.Bharathy AP/Physics Dr.Shamim Rishwana AP/Chemistry	Batch B
4	12-11-2020	Self Management (Anger, Self Confidence, Peer Pressure)	Dr.K.Sakthiraj AP/Physics Dr.M.Hema ASP/Physics	Batch B
5	13-11-2020	Prosperity and Ragging-Interaction	Mr.P.VairaMani AP/English Dr.N,Sundarrajan ASP/English	Batch B
8	16-11-2020	Relationships (Gratitude, Competition & Co-operation)	Mr.M.Subakar AP/Civil Mr.P. Pon Karthikeyan AP/Civil	Batch B
9	17-11-2020	Student Induction Program What & Why and Right Understanding -4 Levels of Harmony	Mr.A.R.Shiva kumar AP/Chemistry Mr.N.Siva Kumar AP/Chemistry	Batch A
10	18-11-2020	Aspirations & Concerns	Dr.G.Bharathy AP/Physics Dr.Shamim Rishwana AP/Chemistry	Batch A
11	19-11-2020	Self Management (Anger, Self Confidence, Peer Pressure)	Dr.K.Sakthiraj AP/Physics Dr.M.Hema ASP/Physics 1	Batch A
12	20-11-2020	Prosperity and Ragging-Interaction	Mr.P.VairaMani AP/English Dr.N,Sundarrajan ASP/English	Batch A
13	21-11-2020	Relationships (Gratitude, Competition & Co-operation)	Mr.M.Subakar AP/Civil Mr.P. Pon Karthikeyan AP/Civil	Batch A

Online Student Induction Programme – 2020-2021

Timing of the session – 03.00 PM to 05.00 PM

Title: UHV- Student Induction Program What & Why and Right Understanding -4 Levels of Harmony

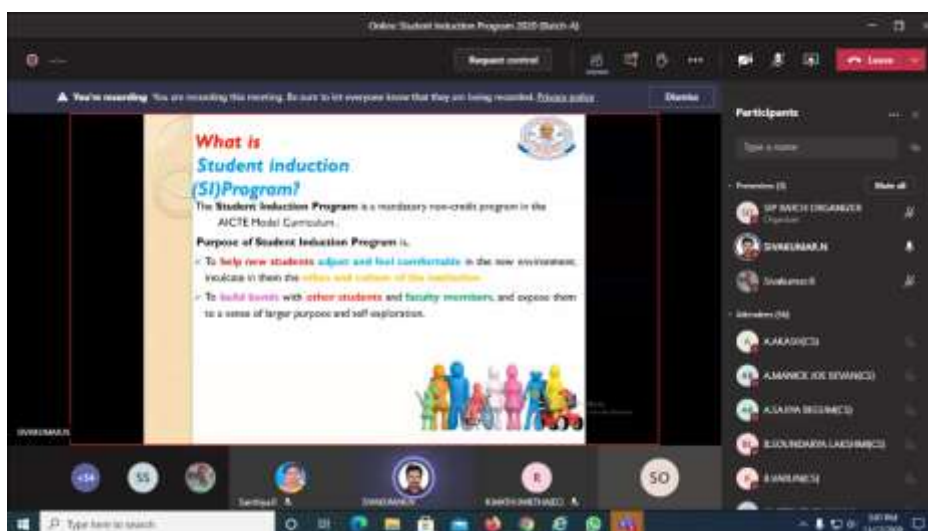
Resource persons: Mr.A.R.Shiva kumar AP/Chemistry Mr.N.Siva Kumar AP/Chemistry

Date of the program - Batch B – 10-11-2020

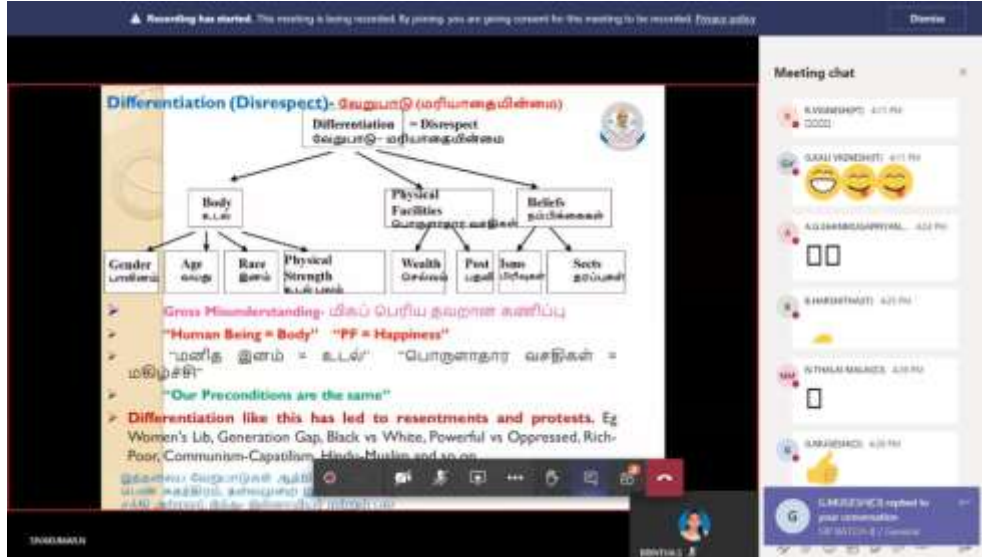
Batch A – 17-11-2020

The following concepts were discussed during the session:

- The purpose & objective of Student Induction Program.
- Importance of VALUE Education and TECHNICAL Education
- Overview of Role of Education in holistic development & New Education Policy
- Overview about Right Understanding in the four Levels of Harmony (SELF, FAMILY, SOCIETY & NATURE)
- In Life orders, Naturally Material, plants and Animals have definite conduct each other's. But human being has indefinite conduct.
- Education should enable a human being to be definite conduct.
- Human being is coexistence of self and body.
- Activities Given : Pre-Assessment, Post Assessment , QUIZZES (Total No. of Activities- 5) and UHV related videos

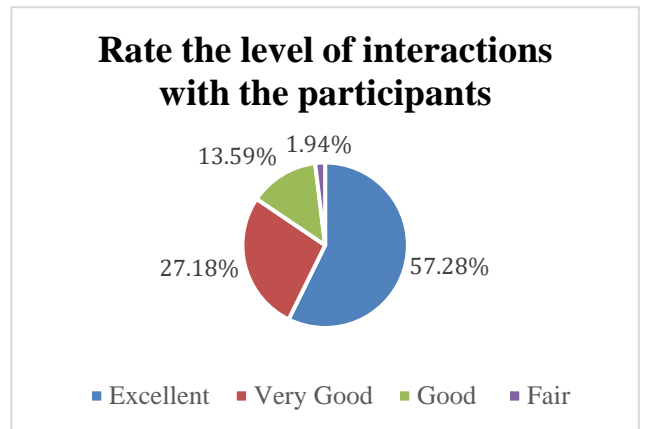
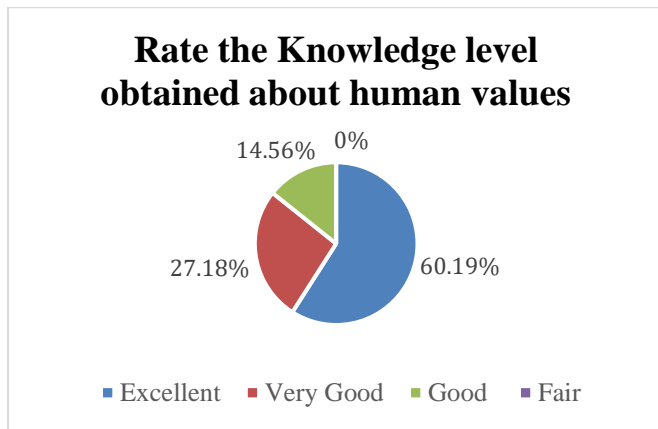


Online Student Induction Programme – 2020-2021



Feedback analysis – From 103 Responses – 10-11-2020 – Batch B

The students said that the session was very useful to them

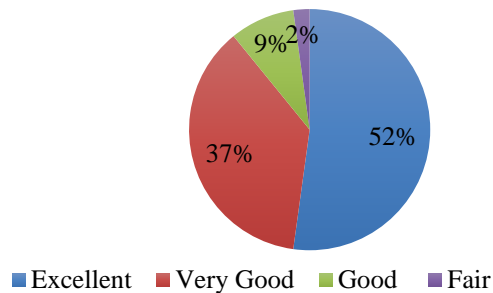


Online Student Induction Programme – 2020-2021

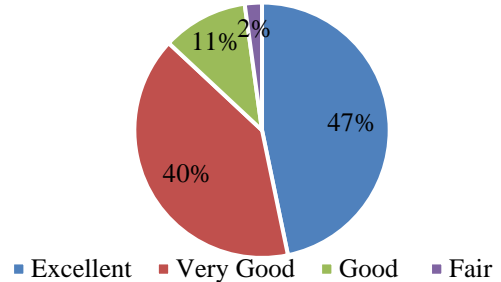
Feedback analysis – From 92 Responses – 17-11-2020 – Batch A

The students said that the session was good.

Rate the knowledge level obtained about Human values



Rate the level of interactions with the participants?



Title: UHV- Aspirations & Concerns

Resource persons: Dr.G.Bharathy AP/Physics and Dr.Shamim Rishwana AP/Chemistry

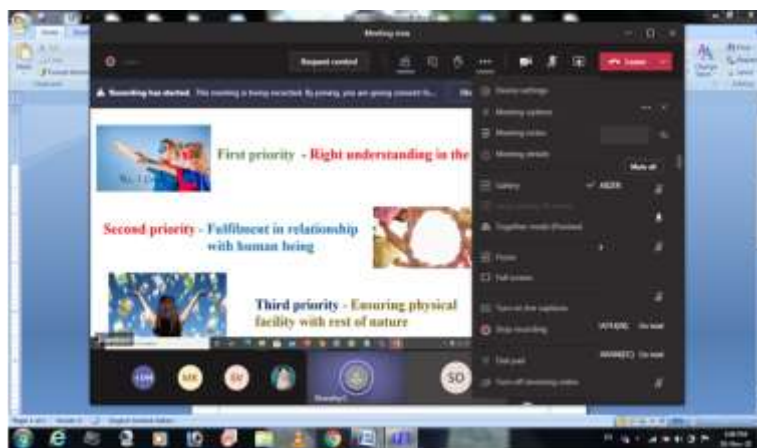
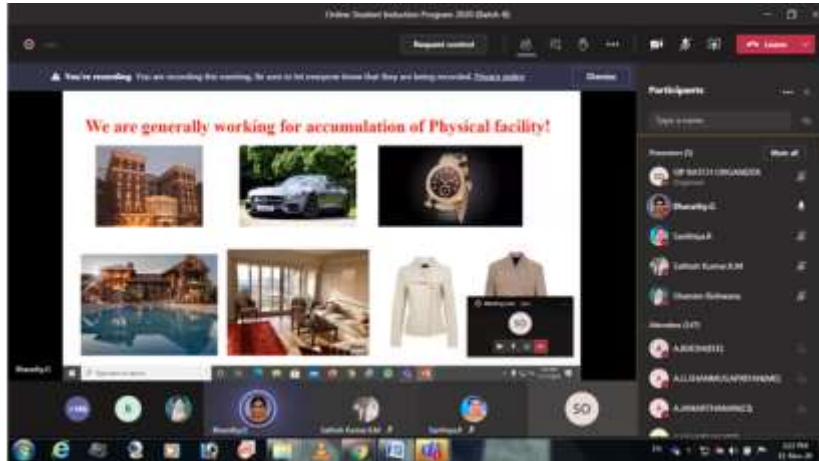
Date of the program - Batch B – 11-11-2020

Batch A – 18-11-2020

The following concepts are discussed during the session:

- Harmony in SELF, Aspirations in Human being
- Self means Consciousness (or mind) and Body means material
- Role and Goal of Education Is Competency Building and Indefinite Human Conduct to Definite Human Conduct.
- Comfort is not meant as happiness
- Physical Facility is required, in a limited quantity, for Nurturing, Protection & Right Utilization of the Body
- Our Desires, Thoughts & Expectations (related to SELF) and Behavior & work (related to BODY)
- In General, Desires, Thoughts & Expectations of human being based on Preconditioning, Sensation and Natural Acceptance.
- Process of self-Exploration and self-investigation.
- Activities Given : Polly (from TEAMS app) and UHV related videos

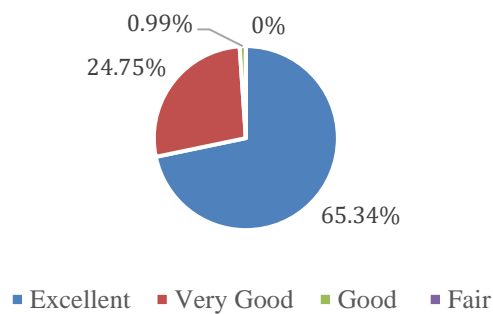
Online Student Induction Programme – 2020-2021



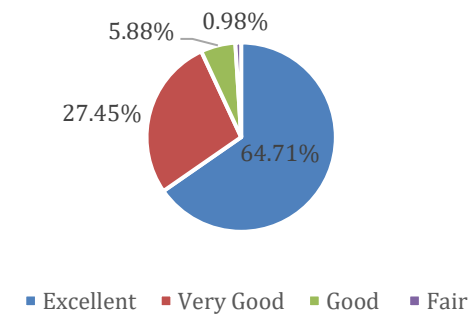
Feedback analysis – From 101 Responses – 11-11-2020 – Batch B

The students said that the session was amazing

Rate the Knowledge level obtained about human values

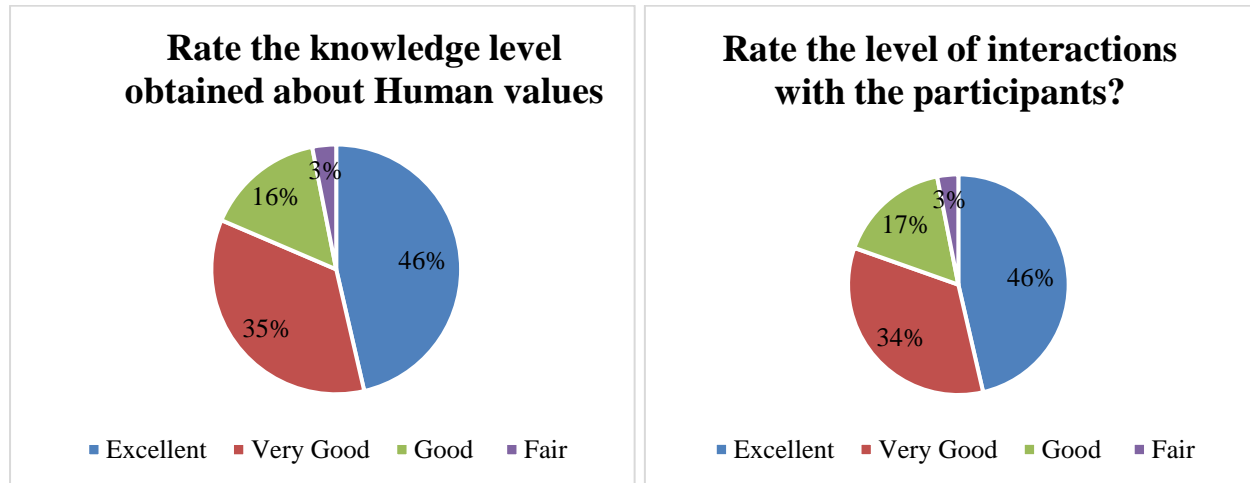


Rate the level of interactions with the participants



Online Student Induction Programme – 2020-2021

Feedback analysis – From 97 Responses – 18-11-2020 – Batch A



Title: UHV- Self Management (Anger, Self Confidence, Peer Pressure)

Resource persons: Dr.K.Sakthiraj AP/Physics and Dr.M.Hema ASP/Physics

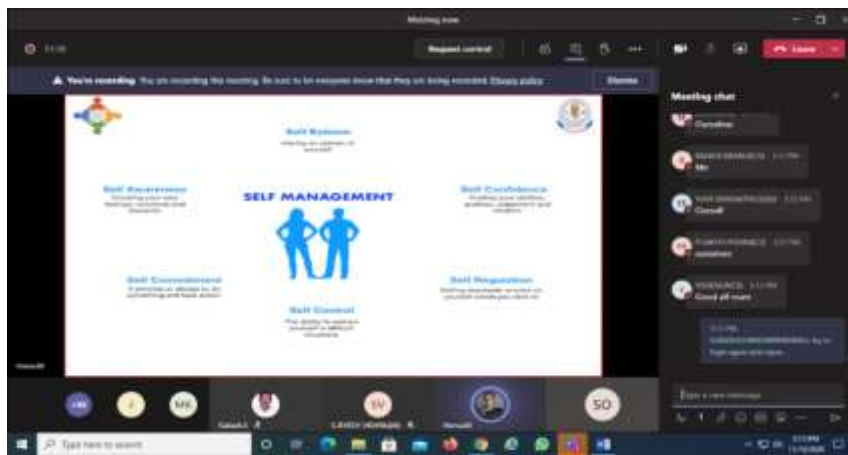
Date of the program - Batch B – 12-11-2020

Batch A – 19-11-2020

The following concepts were discussed during the session:

- Self Confidence-What? Why? And How to improve it?
- Self-confidence is attitude about our skill.
- Dress nicely, walk faster, Good posture, shake hands firmly and complement each other are few ways to build the self-confidence.
- A person may practice to improve Self-control through Meditation, Control in food, Daily Exercise and forgive yourself.
- Good and Bad effects of Anger
- Types of Anger & How to control it (1-2-3- Turtle Rule).
- Difference between Anger and Aggression
- Peer Pressure Management
- Activities Given : FORMS (from TEAMS app) , SWOT Analysis (Assignment) and UHV related videos

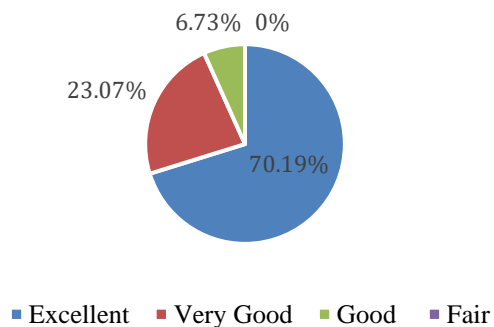
Online Student Induction Programme – 2020-2021



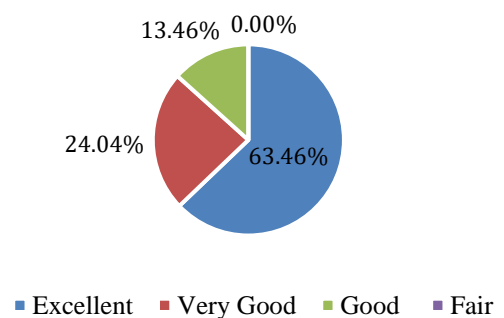
Feedback analysis – From 104 Responses – 12-11-2020 – Batch B

They said that the session was very interesting

Rate the Knowledge level obtained about human values



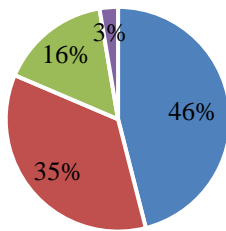
Rate the level of interactions with the participants



Online Student Induction Programme – 2020-2021

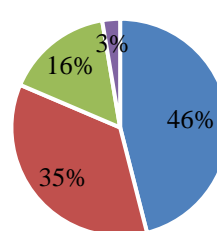
Feedback analysis – From 113 Responses – 19-11-2020 – Batch A

Rate the knowledge level obtained about Human values



■ Excellent ■ Very Good ■ Good ■ Fair

Rate the level of interactions with the participants?



■ Excellent ■ Very Good ■ Good ■ Fair

Title: UHV- Prosperity and Ragging-Interaction

Resource persons: Mr.P.VairaMani AP/English and Dr.N,Sundarrajan ASP/English

Date of the program - Batch B – 13-11-2020

Batch A – 20-11-2020

The following concepts are discussed during the session:

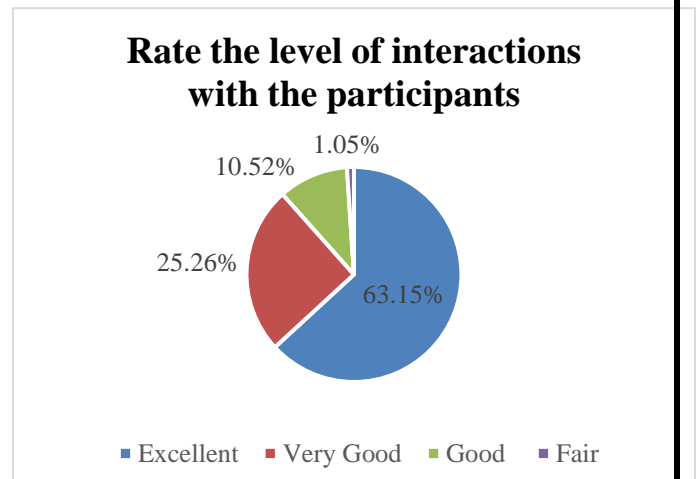
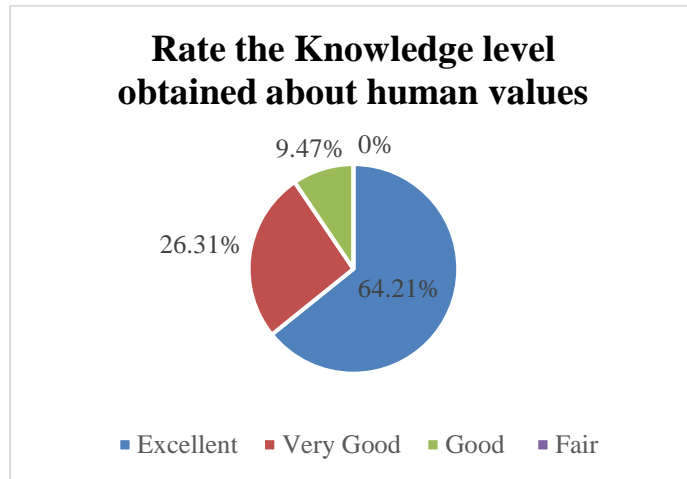
- Human goal is continuity of Happiness and Prosperity
- Physical Facility is required, in a limited quantity, for Nurturing, Protection & Right Utilisation of the Body
- Body needs nurturing, protecting & Right utilization of physical facilities and Body is the instrument of self.
- Right Understanding (in the self)-Relationship (with Human beings), Physical facility (with the rest of nature
- Feelings can be recognized.
- Ragging & Interaction-Discussion (through chat box)
- Activities Given : Polly (from TEAMS app) and UHV related videos

Online Student Induction Programme – 2020-2021



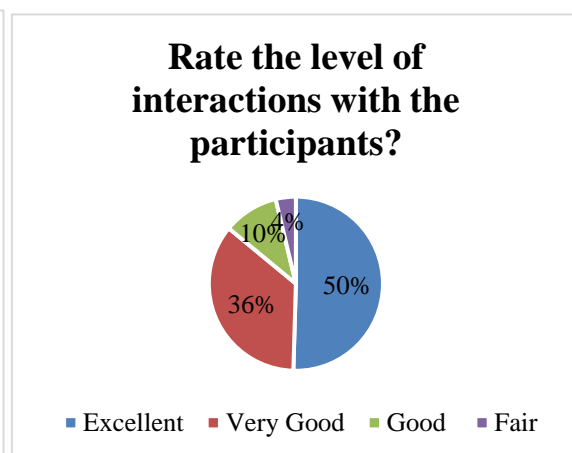
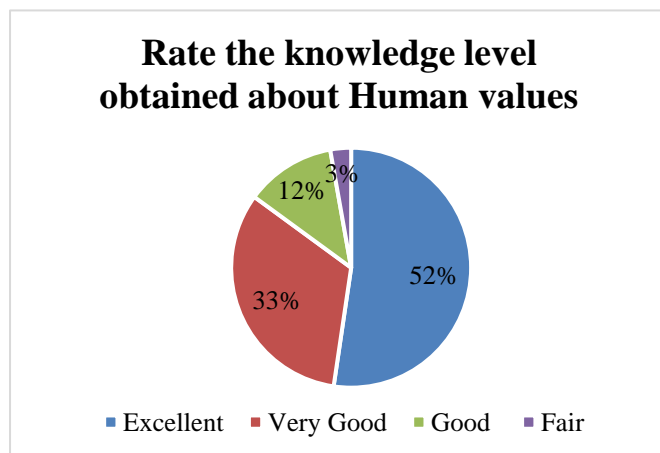
Online Student Induction Programme – 2020-2021

Feedback analysis – From 95 Responses – 13-11-2020 – Batch B



Feedback analysis – From 107 Responses – 20-11-2020 – Batch A

The session is very good



Title: UHV- Relationships (Gratitude, Competition & Co-operation)

Resource persons: Mr.M.Subakar AP/Civil and Mr.P. Pon Karthikeyan AP/Civil

Date of the program - Batch B – 16-11-2020

Batch A – 21-11-2020

The following concepts are discussed during the session:


- Natural Acceptance means, a process of self-exploration on your own right, leading to understanding in your SELF.

Online Student Induction Programme – 2020-2021

- 10 Feelings-TRACER3GLOVE (1.Trust 2.Respect 3.Affection 4.Care 5.Excellence 6.Reverence 7.Glory 8.Gratitude 9.Guidance 10.Love)
- Relationships-(between Parent -Child ,Teachers-students ,Brother-sister etc)
- Right Understanding-Competition-Co-operation, Excellence - Excitement
- Activities Given : Quizzes (from TEAMS app) and UHV related videos

15:48 You've joined a meeting that is being recorded. Privacy Policy

GRATITUDE



Continuity of feeling of Gratitude

→

Level of Self

- Parents
- Teachers
- Brothers/Sisters
- Friends



Understanding and feeling of gratitude

→

Right Understanding and Right F

RESPECT - Right Evaluation

- Over Evaluation - to evaluate for more than what it is
- Under Evaluation - to evaluate for less than what it is
- Other than Evaluation - to evaluate for other than what it is

People

SP BATCH ORGANIZER

Ponkarthikeyan P

Subash M

AMARUJOK BEVANES

APRAYSIVICO

ASHWJUMATHICHI

ABHILASHKHESTERPADS

MASH KAMMANEO

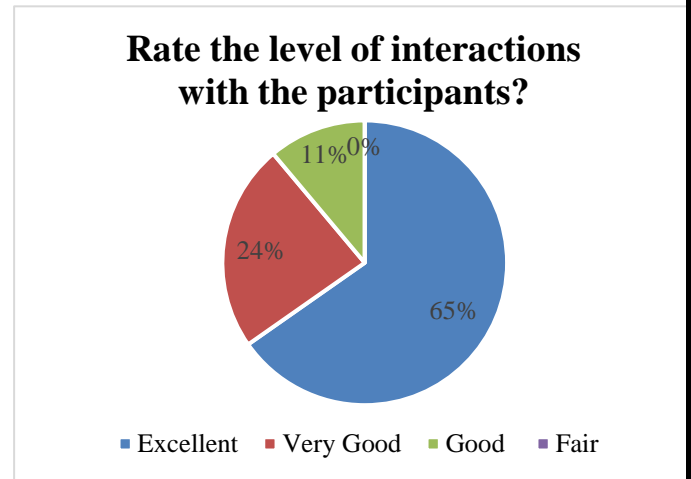
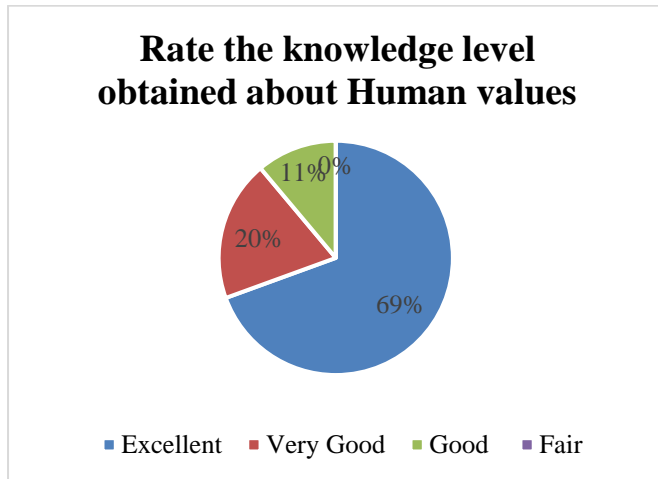
AKSHANJALI

AMRISH KICE

ANTONVETHALADI

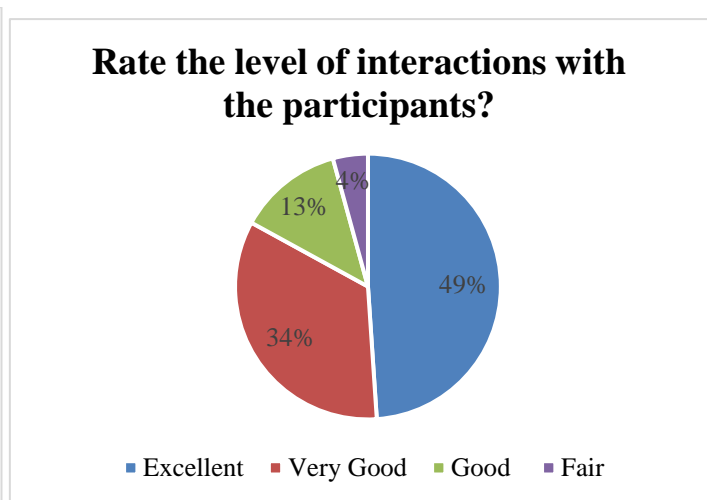
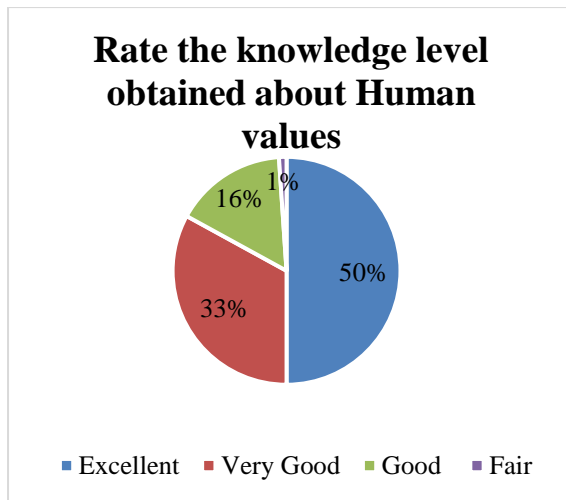
Online Student Induction Programme – 2020-2021

Feedback Analysis : From 72 Responses – 16-11-2020 – Batch B



Feedback Analysis : From 96 Responses – 21-11-2020 – Batch A

The session is very superb



Online Student Induction Programme – 2020-2021

Valedictory

The Valedictory function of First year's Student Induction Program (SIP-2020) was held on 22/11/2020 through online mode. It was initiated with a prayer song by Mrs. S. Brindha, AP/Civil. Dr. K. Geetha, First Year Coordinator and Associate Professor, Department of Biotechnology welcomed the gathering with her warm greetings. Felicitation to the fresher's was given by our respected Secretary. Er. Thiru. S.P.G.C.Srimurugan. I year students gave their valuable feedback and the shared the knowledge gained through various activities done during the student's induction program. A video presentation was done on students' creativity. Vote of thanks was proposed by Er. R.Sakthivel Murugan, Assistant Professor in the department of Mechanical Engineering. The program ended with National Anthem. The entire programme was broadcasted live on Kamaraj College's YouTube channel through Live Streaming which was witnessed by all the first-year students and their parents along with other guests.

