

## REVISED BUDGET FOR THE YEAR 2020-2021

... 3 ...

### COLLEGE ADMINISTRATIVE OVERHEADS

Staff Salary	10,50,00,000
Provident Fund / ESI / Group Insurance	80,00,000
Printing & Stationaries Expenses	3,00,000
Postage & Telephone Expenses	2,00,000
Travelling Expenses	2,00,000
Electricity Charges	1,00,00,000
Advertisement Expenses	10,00,000
News Paper, Magazine & Journals	11,00,000
Lab Consumables	13,50,000 *
Affiliation fees to University	4,65,000
AICTE Approval Fees	3,00,000
NBA / NAAC / IQAC Expenses	21,00,000
Association & Seminar	4,80,000 **
Internet / Firewall / CCTV / Licence / Wi-Fi / Networking Expenses	18,00,000
Insurance Expenses	4,00,000
YRC / NSS / NCC / Rotract / JCI/ Toast Master Club Expenses	1,00,000
Maintenance Expenses	36,25,000 ***
Staff Development Programme	2,25,000 ****
Alumini Meeting Expenses	1,00,000
Tech Beats Expenses	50,000
Function Expenses	10,00,000
Caution Deposit Refund	33,00,000
Sports & Activities Expenses	4,00,000
Extra / Co-curricular	2,00,000
Medical Expenses	50,000
Meeting Expenses	1,00,000
Sundries Expenses	3,00,000
Campus Improvement	5,00,000

c/f

14,26,45,000

b/f	14,26,45,000
Governing body / Academic council / Board of studies / Finance committee / Staff Selection expenses	10,00,000
Gardening Expenses	1,00,000
Basic Workers / Duty Staff / Staff Refreshment Expenses	10,00,000
Transportation Expenses	10,000
Bank Charges	1,50,000
Membership Fees	3,50,000
Pollution Control Board Consent Fees	5,00,000
College Guest Refreshment Expenses	50,000
Academic Development Expenses to be Sanctioned by Secretary	40,00,000
Research & Development Expenses	6,00,000
Industry Institute Interaction	2,00,000
Text Book / Examination / Course Materials and others	1,63,00,000
Examination Cell (Autonomous) Expenses	45,00,000
University Recognition & Registration Fees	4,00,000
Consultant Fees	2,00,000
Unforeseen Expenses	5,00,000
Patent / MoU Expenses	2,00,000
Consultancy Remuneration Fees	2,91,000
Security Guard Expenses	22,00,000
PG Students Stipend	2,00,000
<b>Total</b>	<u><u>17,53,96,000</u></u>

### HOSTEL ADMINISTRATIVE OVERHEAD

Caution Deposit Refund	7,00,000
Staff Salary	11,00,000
Bank Charges	1,000
<b>Total</b>	<u><u>18,01,000</u></u>

### INFRASTRUCTURE DEVELOPMENT EXPENSES

Land	3,00,000
Equipments	1,37,00,000 *****
Furniture	1,00,000
Library Books	15,00,000
Research Laboratory for Autonomous	65,00,000
Teaching Aid (Autonomous)	15,00,000
Autonomous Cell Construction	13,00,000
<b>Total</b>	<u><u>2,49,00,000</u></u>

*(Signature)*

SECRETARY  
KAMARAJ COLLEGE OF ENGINEERING &  
TECHNOLOGY MANAGING BOARD  
VIRUDHUNAGAR.

Contd ... 4



(Autonomous)  
S.P.G.Chidambara Nadar - C.Nagammal Campus  
S.P.G.C. Nagar, **Virudhunagar.**

### Schedules of Fixed Assets as on 31/03/2021

Managing Board A/c	-	49,70,491.00
College A/c	-	43,01,563.00
		<hr/>
		<b>92,72,054.00</b>
		<hr/>



## MANAGING BOARD, VIRUDHUNAGAR

### SCHEDULES OF FIXED ASSETS AS ON 31.03.2021

Particulars of Assets	Gross Block			Depreciation				Net Block		
	As on 31.03.2020 (1)	Additions (2)	Deletions (3)	As on 31.03.2021 (1 + 2 - 3) 4	Up to 31.03.2020 (5)	Rate	For the year 2020-2021 (6)	Up to 31.03.2021 (5 + 6) 7	As on 31.03.2020 (1-5) 8	As on 31.03.2021 (4 - 7) 9
Land	16,48,231.10	0.00	0.00	16,48,231.10	0.00	0%	0.00	0.00	16,48,231.10	16,48,231.10
SPGC. Nagammal Girls	2,52,99,908.73	0.00	0.00	2,52,99,908.73	65,91,158.73	2%	3,74,175.00	69,65,333.73	1,87,08,750.00	1,83,34,575.00
Girls Hostel Building - II	3,90,45,501.79	0.00	0.00	3,90,45,501.79	64,86,348.79	2%	6,51,183.00	71,37,531.79	3,25,59,153.00	3,19,07,970.00
Boys Hostel cum Dining Block	4,50,30,356.56	0.00	0.00	4,50,30,356.56	94,74,106.56	2%	7,11,125.00	1,01,85,231.56	3,55,56,250.00	3,48,45,125.00
Academic Block III	3,76,45,612.59	0.00	0.00	3,76,45,612.59	65,51,502.59	2%	6,21,882.00	71,73,384.59	3,10,94,110.00	3,04,72,228.00
Canteen Block	1,33,16,465.84	0.00	0.00	1,33,16,465.84	21,45,350.84	2%	2,23,422.00	23,68,772.84	1,11,71,115.00	1,09,47,693.00
Academic Block IV	8,29,89,770.81	0.00	0.00	8,29,89,770.81	1,22,77,285.81	2%	14,14,250.00	1,36,91,535.81	7,07,12,485.00	6,92,98,235.00
Girls Hostel Dining block I Floor	70,44,918.80	0.00	0.00	70,44,918.80	9,29,043.80	2%	1,22,318.00	10,51,361.80	61,15,875.00	59,93,557.00
Boys Hostel II	6,66,24,614.23	0.00	0.00	6,66,24,614.23	75,96,579.23	2%	11,80,561.00	87,77,140.23	5,90,28,035.00	5,78,47,474.00
Generator Building	29,48,943.25	0.00	0.00	29,48,943.25	4,40,032.25	2%	50,178.00	4,90,210.25	25,08,911.00	24,58,733.00
Girls Hostel Tuckshop	5,37,906.50	0.00	0.00	5,37,906.50	70,903.50	2%	9,340.00	80,243.50	4,67,003.00	4,57,663.00
Indoor Sports Complex	5,03,33,666.63	0.00	0.00	5,03,33,666.63	39,07,494.63	2%	9,28,523.00	48,36,017.63	4,64,26,172.00	4,54,97,649.00
VHND Property (AllamPatti)	26,04,629.94	0.00	0.00	26,04,629.94	3,18,073.94	2%	45,731.00	3,63,804.94	22,86,556.00	22,40,825.00
ST Plant Extension	31,68,488.00	0.00	0.00	31,68,488.00	3,41,863.00	2%	56,533.00	3,98,396.00	28,26,625.00	27,70,092.00
Civil Structural lab Building	28,77,325.53	0.00	0.00	28,77,325.53	3,27,242.53	2%	51,002.00	3,78,244.53	25,50,083.00	24,99,081.00
Store, Site Office & Extra curricular activities Building	1,15,23,541.81	0.00	0.00	1,15,23,541.81	10,17,199.81	2%	2,10,127.00	12,27,326.81	1,05,06,342.00	1,02,96,215.00
Examination Cell	0.00	49,70,491.35	0.00	49,70,491.35	0.00	2%	99,410.35	99,410.35	0.00	48,71,081.00
TN67D 7156 Bus	11,93,681.00	0.00	0.00	11,93,681.00	10,89,408.00	15%	15,641.00	11,05,049.00	1,04,273.00	88,632.00
TML 8237 Bus	5,000.00	0.00	0.00	5,000.00	4,564.00	15%	65.00	4,629.00	436.00	371.00
TN67C 1292 Bus	10,07,784.69	0.00	0.00	10,07,784.69	9,19,750.69	15%	13,205.00	9,32,955.69	88,034.00	74,829.00
TN63B 6876 Bus	4,35,000.00	0.00	0.00	4,35,000.00	3,97,002.00	15%	5,700.00	4,02,702.00	37,998.00	32,298.00
TN67F 1157 Bus	13,18,091.40	0.00	0.00	13,18,091.40	11,70,679.40	15%	22,112.00	11,92,791.40	1,47,412.00	1,25,300.00
TN67AE 9455 Bus	16,75,541.00	0.00	0.00	16,75,541.00	12,53,215.00	15%	63,349.00	13,16,564.00	4,22,326.00	3,58,977.00
TN67AE 9492 Bus	16,75,539.00	0.00	0.00	16,75,539.00	12,53,213.00	15%	63,349.00	13,16,562.00	4,22,326.00	3,58,977.00
TN67BA 1351 Bus	20,15,000.00	0.00	0.00	20,15,000.00	13,12,041.00	15%	1,05,444.00	14,17,485.00	7,02,959.00	5,97,515.00
TN67BA 1365 Bus	20,15,000.00	0.00	0.00	20,15,000.00	13,12,041.00	15%	1,05,444.00	14,17,485.00	7,02,959.00	5,97,515.00
TN19A 3440 Bus	7,00,000.00	0.00	0.00	7,00,000.00	3,89,407.00	15%	46,589.00	4,35,996.00	3,10,593.00	2,64,004.00
TN19A 3865 Bus	7,00,000.00	0.00	0.00	7,00,000.00	3,89,407.00	15%	46,589.00	4,35,996.00	3,10,593.00	2,64,004.00
TN67AA 0632 Bus	8,00,000.00	0.00	0.00	8,00,000.00	3,82,395.00	15%	62,641.00	4,45,036.00	4,17,605.00	3,54,964.00
TN67BF 1660 Bus	26,52,330.69	0.00	0.00	26,52,330.69	8,79,744.69	15%	2,65,888.00	11,45,632.69	17,72,586.00	15,06,698.00
TN67BF 1675 Bus	26,52,330.69	0.00	0.00	26,52,330.69	8,79,744.69	15%	2,65,888.00	11,45,632.69	17,72,586.00	15,06,698.00
TN67E 2118 Van	4,35,300.00	0.00	0.00	4,35,300.00	3,97,275.00	15%	5,704.00	4,02,979.00	38,025.00	32,321.00
TN67AJ 7920 Dost Van	5,08,601.00	0.00	0.00	5,08,601.00	3,45,556.00	15%	24,457.00	3,70,013.00	1,63,045.00	1,38,588.00
TN67AC 8983 Mini Bus	10,85,000.00	0.00	0.00	10,85,000.00	8,52,544.00	15%	34,868.00	8,87,412.00	2,32,456.00	1,97,588.00
TN67F 1144,1123 Tractor & Trailer	4,22,600.00	0.00	0.00	4,22,600.00	3,79,169.00	15%	6,515.00	3,85,684.00	43,431.00	36,916.00
TN67H 1274Auto	1,33,693.88	0.00	0.00	1,33,693.88	1,16,102.88	15%	2,639.00	1,18,741.88	17,591.00	14,952.00
TN67AE 5879 EECO Car	3,29,679.00	0.00	83,097.00	3,29,679.00	2,46,582.00	15%	0.00	2,46,582.00	83,097.00	0.00
TN67AF 7996 Nissan Sunny Car	9,14,497.00	0.00	0.00	9,14,497.00	6,65,305.00	15%	37,379.00	7,02,684.00	2,49,192.00	2,11,813.00
TN67BF 3102 Innova Car	21,83,213.00	0.00	0.00	21,83,213.00	7,24,145.00	15%	2,18,860.00	9,43,005.00	14,59,068.00	12,40,208.00
Office Equipment	5,71,414.00	0.00	0.00	5,71,414.00	2,54,064.00	5%	15,868.00	2,69,932.00	3,17,350.00	3,01,482.00
Lift	16,60,000.00	0.00	0.00	16,60,000.00	2,18,912.00	2%	28,822.00	2,47,734.00	14,41,088.00	14,12,266.00
<b>TOTAL</b>	<b>41,97,29,178.46</b>	<b>49,70,491.35</b>	<b>83,097.00</b>	<b>42,46,99,669.81</b>	<b>7,43,06,453.36</b>		<b>82,06,776.35</b>	<b>8,25,13,229.71</b>	<b>34,54,22,725.10</b>	<b>34,21,03,343.10</b>

NOTE : Depreciation claimed on assets used less than 180 days in the year of acquisition restricted to 50% of the amount calculated at the depreciation rate prescribed.

Place : VIRUDHUNAGAR  
Date : 19.07.2021


  
(S. RAJA)  
PRESIDENT

  
(S.P.G.C. SRIMURUGAN)  
SECRETARY

  
(V.P.P.V. PERIASAMY)  
TREASURER

(R. RAJKUMAR)  
CHARTERED ACCOUNTANT  
M.No:27469



  
(P.K.P.R. JAWAHAR)  
VICE PRESIDENT

  
(S. GANESAN)  
JOINT SECRETARY



**VIRUDHUNAGAR**

**SCHEDULES OF FIXED ASSETS AS ON 31.03.2021**

Particulars of Assets	Gross Block				Depreciation				Net Block	
	As on 31.03.2020 (1)	Additions (2)	Deletions (3)	As on 31.03.2021 ((1+2)-3) 4	Up to 31.03.2020 (5)	Rate	For the year 2020-2021 (6)	Up to 31.03.2021 (5 + 6) 7	As on 31.03.2020 (1-5) 8	As on 31.03.2021 (4 - 7) 9
<b>BUILDINGS</b>										
ASKAM.Nagarajan-Asha Devi Administrative cum main block	1,69,47,540.07	0.00	0.00	1,69,47,540.07	42,16,328.07	2%	2,54,624.00	44,70,952.07	1,27,31,212.00	1,24,76,588.00
Idhayam VVV.Rajendran Computer Block	1,39,22,230.98	0.00	0.00	1,39,22,230.98	36,05,543.98	2%	2,06,334.00	38,11,877.98	1,03,16,687.00	1,01,10,353.00
PMAN. Dharmaraja Nadar ND.Dhamayanthiammal Bio-Technology Block	1,82,60,445.13	0.00	0.00	1,82,60,445.13	47,66,108.13	2%	2,69,887.00	50,35,995.13	1,34,94,337.00	1,32,24,450.00
VMG.Rajahsekeren- Ramani Power House	9,97,570.98	0.00	0.00	9,97,570.98	2,60,445.98	2%	14,743.00	2,75,188.98	7,37,125.00	7,22,382.00
Pagalam Narayana Rajendran Automatic instant power restoration generator room	3,80,556.20	0.00	0.00	3,80,556.20	99,489.20	2%	5,621.00	1,05,110.20	2,81,067.00	2,75,446.00
PK. Ramasamy Nadar & Bros., Chemical Laboratory Block	24,65,070.20	0.00	0.00	24,65,070.20	6,44,317.20	2%	36,415.00	6,80,732.20	18,20,753.00	17,84,338.00
Workshop 1st floor	1,39,75,166.89	0.00	0.00	1,39,75,166.89	35,77,026.89	2%	2,07,963.00	37,84,989.89	1,03,98,140.00	1,01,90,177.00
Mechanical & Electronics Block	48,16,259.10	0.00	0.00	48,16,259.10	12,59,113.10	2%	71,143.00	13,30,256.10	35,57,146.00	34,86,003.00
Unjah.V.Dhanasamy - D.Parimala devi digital Library Block	1,09,20,766.11	0.00	0.00	1,09,20,766.11	27,93,303.11	2%	1,62,549.00	29,55,852.11	81,27,463.00	79,64,914.00
VPS. Ayyamperumal Nadar - Valliammal Polymer Processing lab	25,30,390.20	0.00	0.00	25,30,390.20	6,61,523.20	2%	37,377.00	6,98,900.20	18,68,867.00	18,31,490.00
VPSA. Velayutha Nadar - Saraswathiammal Polymer Testing Lab	25,01,468.00	0.00	0.00	25,01,468.00	6,53,962.00	2%	36,950.00	6,90,912.00	18,47,506.00	18,10,556.00
VNR Hindu Nadar Navathaniya Kadai Mahami Electrical Block	22,50,920.00	0.00	0.00	22,50,920.00	5,88,461.00	2%	33,249.00	6,21,710.00	16,62,459.00	16,29,210.00
Prototype Development Centre	13,44,379.00	0.00	0.00	13,44,379.00	1,04,367.00	2%	24,800.00	1,29,167.00	12,40,012.00	12,15,212.00
Borewell	7,13,252.00	0.00	0.00	7,13,252.00	81,137.00	2%	12,642.00	93,779.00	6,32,115.00	6,19,473.00
LPS Shanmuga Nadar Memorial Lift	6,66,666.00	0.00	0.00	6,66,666.00	1,74,287.00	2%	9,848.00	1,84,135.00	4,92,379.00	4,82,531.00
<b>c/f</b>	<b>9,26,92,680.86</b>	<b>0.00</b>	<b>0.00</b>	<b>9,26,92,680.86</b>	<b>2,34,85,412.86</b>		<b>13,84,145.00</b>	<b>2,48,69,557.86</b>	<b>6,92,07,268.00</b>	<b>6,78,23,123.00</b>

Contd..2




Particulars of Assets	Gross Block				Depreciation				Net Block	
	As on 31.03.2020 (1)	Additions (2)	Deletions (3)	As on 31.03.2021 ((1+2)-3) 4	Up to 31.03.2020 (5)	Rate	For the year 2020-2021 (6)	Up to 31.03.2021 (5 + 6) 7	As on 31.03.2020 (1-5) 8	As on 31.03.2021 (4 - 7) 9
<b>b/f</b>	<b>9,26,92,680.86</b>	<b>0.00</b>	<b>0.00</b>	<b>9,26,92,680.86</b>	<b>2,34,85,412.86</b>		<b>13,84,145.00</b>	<b>2,48,69,557.86</b>	<b>6,92,07,268.00</b>	<b>6,78,23,123.00</b>
Lift	14,00,000.00	0.00	0.00	14,00,000.00	2,44,426.00	2%	23,111.00	2,67,537.00	11,55,574.00	11,32,463.00
Culvert & Road work	40,71,547.10	0.00	0.00	40,71,547.10	7,71,625.10	2%	65,998.00	8,37,623.10	32,99,922.00	32,33,924.00
Boundary fencing	3,27,405.00	0.00	0.00	3,27,405.00	75,589.00	2%	5,036.00	80,625.00	2,51,816.00	2,46,780.00
Main Entrance	31,44,377.52	0.00	0.00	31,44,377.52	6,57,960.52	2%	49,728.00	7,07,688.52	24,86,417.00	24,36,689.00
Lawn	30,57,013.80	0.00	0.00	30,57,013.80	4,97,813.80	2%	51,184.00	5,48,997.80	25,59,200.00	25,08,016.00
Canal Formation	1,73,64,487.90	0.00	0.00	1,73,64,487.90	16,73,145.90	2%	3,13,827.00	19,86,972.90	1,56,91,342.00	1,53,77,515.00
<b>LAB EQUIPMENTS</b>										
Computer Centre equipments	5,07,14,574.20	14,30,193.00	0.00	5,21,44,767.20	2,24,06,892.20	5%	14,51,139.00	2,38,58,031.20	2,83,07,682.00	2,82,86,736.00
Physics Lab equipments	18,30,996.65	0.00	0.00	18,30,996.65	8,41,838.65	5%	49,458.00	8,91,296.65	9,89,158.00	9,39,700.00
Chemistry Lab equipments	10,88,364.25	0.00	0.00	10,88,364.25	5,30,061.25	5%	27,915.00	5,57,976.25	5,58,303.00	5,30,388.00
Workshop equipments	17,42,944.21	0.00	0.00	17,42,944.21	9,16,278.21	5%	41,333.00	9,57,611.21	8,26,666.00	7,85,333.00
Electronics & Communication Engineering Lab equipments	2,10,53,201.00	0.00	0.00	2,10,53,201.00	89,81,322.00	5%	6,03,594.00	95,84,916.00	1,20,71,879.00	1,14,68,285.00
Polymer Lab equipments	1,44,44,463.71	0.00	0.00	1,44,44,463.71	72,85,931.71	5%	3,57,927.00	76,43,858.71	71,58,532.00	68,00,605.00
Electronics & Instrumentation Engineering Lab equipments	1,69,60,068.66	0.00	0.00	1,69,60,068.66	71,69,514.66	5%	4,89,528.00	76,59,042.66	97,90,554.00	93,01,026.00
Bio-Tech Lab equipments	1,74,22,793.09	35,500.00	0.00	1,74,58,293.09	76,87,225.09	5%	4,87,666.00	81,74,891.09	97,35,568.00	92,83,402.00
Language Lab equipments	21,67,590.00	0.00	0.00	21,67,590.00	3,73,075.00	5%	89,726.00	4,62,801.00	17,94,515.00	17,04,789.00
EDU-SAT equipment	71,850.00	0.00	0.00	71,850.00	36,992.00	5%	1,743.00	38,735.00	34,858.00	33,115.00
Digital Library equipment	60,87,821.00	0.00	0.00	60,87,821.00	28,53,973.00	5%	1,61,692.00	30,15,665.00	32,33,848.00	30,72,156.00
Mechanical Lab Equipments	1,49,74,778.90	42,480.00	0.00	1,50,17,258.90	56,07,747.90	5%	4,70,476.00	60,78,223.90	93,67,031.00	89,39,035.00
Software Engg. Lab Equipments	93,92,038.00	0.00	0.00	93,92,038.00	35,54,025.00	5%	2,91,901.00	38,45,926.00	58,38,013.00	55,46,112.00
Civil Engg. Lab Equipments	1,00,08,464.90	2,22,986.00	0.00	1,02,31,450.90	28,31,099.90	5%	3,64,443.00	31,95,542.90	71,77,365.00	70,35,908.00
Maths Dept. Equipments	6,650.00	0.00	0.00	6,650.00	2,122.00	5%	226.00	2,348.00	4,528.00	4,302.00
Mechatronics Lab Equipments	77,59,074.92	4,48,400.00	0.00	82,07,474.92	14,14,388.92	5%	3,28,444.00	17,42,832.92	63,44,686.00	64,64,642.00
TDP Cell Equipments	1,94,285.00	0.00	0.00	1,94,285.00	41,184.00	5%	7,655.00	48,839.00	1,53,101.00	1,45,446.00
IT Lab Equipments	2,36,490.00	30,000.00	0.00	2,66,490.00	28,264.00	5%	11,911.00	40,175.00	2,08,226.00	2,26,315.00
Electrical & Electronics Lab Equipments	10,36,760.00	4,59,964.00	0.00	14,96,724.00	1,14,497.00	5%	57,612.00	1,72,109.00	9,22,263.00	13,24,615.00
Engineering Skill Development Centre	40,32,610.80	0.00	0.00	40,32,610.80	1,00,814.80	5%	1,96,590.00	2,97,404.80	39,31,796.00	37,35,206.00
Proto Type Development Centre Equipments	1,93,939.00	0.00	0.00	1,93,939.00	25,289.00	5%	8,433.00	33,722.00	1,68,650.00	1,60,217.00
Autonomous Cell Equipments	0.00	11,74,005.80	0.00	11,74,005.80	0.00	5%	30,624.80	30,624.80	0.00	11,43,381.00
<b>Library Books</b>	<b>2,21,95,819.96</b>	<b>120.00</b>	<b>18,578.00</b>	<b>2,21,77,361.96</b>	<b>1,50,84,743.96</b>	<b>10%</b>	<b>7,11,114.00</b>	<b>1,57,95,857.96</b>	<b>71,11,076.00</b>	<b>63,81,504.00</b>
<b>FURNITURE</b>										
Furniture	2,38,27,484.04	0.00	0.00	2,38,27,484.04	1,47,63,434.04	10%	9,06,405.00	1,56,69,839.04	90,64,050.00	81,57,645.00
Drawing Board	1,56,692.85	0.00	0.00	1,56,692.85	1,17,535.85	10%	3,916.00	1,21,451.85	39,157.00	35,241.00
<b>OFFICE and OTHER EQUIPMENTS</b>										
Power House equipment	1,81,17,122.29	0.00	0.00	1,81,17,122.29	92,22,735.29	5%	4,44,719.00	96,67,454.29	88,94,387.00	84,49,668.00
Submersible Pump set	5,20,400.80	0.00	0.00	5,20,400.80	2,08,753.80	5%	15,582.00	2,24,335.80	3,11,647.00	2,96,065.00
Mineral water plant	14,99,769.00	0.00	0.00	14,99,769.00	6,32,904.00	5%	43,343.00	6,76,247.00	8,66,865.00	8,23,522.00
Water Cooler	4,69,750.00	0.00	0.00	4,69,750.00	1,81,369.00	5%	14,419.00	1,95,788.00	2,88,381.00	2,73,962.00
Office Equipments	59,55,116.25	4,10,914.00	0.00	63,66,030.25	25,16,489.25	5%	1,82,414.00	26,98,903.25	34,38,627.00	36,67,127.00
Musical Instrument	5,82,782.00	0.00	0.00	5,82,782.00	2,02,622.00	5%	19,008.00	2,21,630.00	3,80,160.00	3,61,152.00
Audio system purchase	92,211.00	0.00	0.00	92,211.00	25,795.00	5%	3,321.00	29,116.00	66,416.00	63,095.00
Audio visual purchase	24,713.00	0.00	0.00	24,713.00	13,264.00	5%	572.00	13,836.00	11,449.00	10,877.00
<b>c/f</b>	<b>37,69,19,131.66</b>	<b>42,54,562.80</b>	<b>18,578.00</b>	<b>38,11,55,116.46</b>	<b>14,31,78,155.66</b>		<b>97,67,878.80</b>	<b>15,29,46,034.46</b>	<b>23,37,40,976.00</b>	<b>22,82,09,082.00</b>



Particulars of Assets	Gross Block				Depreciation				Net Block	
	As on 31.03.2020 (1)	Additions (2)	Deletions (3)	As on 31.03.2021 ((1+2)-3) 4	Up to 31.03.2020 (5)	Rate	For the year 2020-2021 (6)	Up to 31.03.2021 (5 + 6) 7	As on 31.03.2020 (1-5) 8	As on 31.03.2021 (4 - 7) 9
b/f	37,69,19,131.66	42,54,562.80	18,578.00	38,11,55,116.46	14,31,78,155.66		97,67,878.80	15,29,46,034.46	23,37,40,976.00	22,82,09,082.00
Function material	2,795.00	0.00	0.00	2,795.00	1,501.00	5%	65.00	1,566.00	1,294.00	1,229.00
Gymnasium material	31,655.00	0.00	0.00	31,655.00	16,990.00	5%	733.00	17,723.00	14,665.00	13,932.00
Generator	42,57,375.00	0.00	0.00	42,57,375.00	17,56,227.00	5%	1,25,057.00	18,81,284.00	25,01,148.00	23,76,091.00
Water tank	13,600.00	0.00	0.00	13,600.00	7,300.00	5%	315.00	7,615.00	6,300.00	5,985.00
Photography club	2,32,639.00	0.00	0.00	2,32,639.00	64,567.00	5%	8,404.00	72,971.00	1,68,072.00	1,59,668.00
Air conditioner	88,89,294.00	0.00	0.00	88,89,294.00	31,97,184.00	5%	2,84,606.00	34,81,790.00	56,92,110.00	54,07,504.00
OHP / LCD Projector	44,23,882.00	47,000.00	0.00	44,70,882.00	10,91,206.00	5%	1,68,984.00	12,60,190.00	33,32,676.00	32,10,692.00
Television	2,50,691.00	0.00	0.00	2,50,691.00	38,102.00	5%	10,629.00	48,731.00	2,12,589.00	2,01,960.00
ET Plant	4,27,441.50	0.00	0.00	4,27,441.50	2,15,027.50	5%	10,621.00	2,25,648.50	2,12,414.00	2,01,793.00
Timber	32,421.52	0.00	2,870.00	29,551.52	0.00	0%	0.00	0.00	32,421.52	29,551.52
Transformer	41,13,252.00	0.00	0.00	41,13,252.00	8,46,739.00	5%	1,63,326.00	10,10,065.00	32,66,513.00	31,03,187.00
Fire Hydrant System	8,04,649.24	0.00	0.00	8,04,649.24	59,343.24	5%	37,265.00	96,608.24	7,45,306.00	7,08,041.00
<b>VEHICLES</b>										
Two Wheeler - XL Super	50,336.00	0.00		50,336.00	18,953.00	5%	1,569.00	20,522.00	31,383.00	29,814.00
Two Wheeler - Hero Maestro	60,652.00	0.00	0.00	60,652.00	14,894.00	5%	2,288.00	17,182.00	45,758.00	43,470.00
Cycle	1,802.00	0.00	0.00	1,802.00	967.00	5%	42.00	1,009.00	835.00	793.00
Handcart	21,019.50	0.00	0.00	21,019.50	11,155.50	5%	493.00	11,648.50	9,864.00	9,371.00
<b>TOTAL</b>	<b>40,05,32,636.42</b>	<b>43,01,562.80</b>	<b>21,448.00</b>	<b>40,48,12,751.22</b>	<b>15,05,18,311.90</b>		<b>1,05,82,275.80</b>	<b>16,11,00,587.70</b>	<b>25,00,14,324.52</b>	<b>24,37,12,163.52</b>

**NOTE :** Depreciation claimed on assets used less than 180 days in the year of acquisition restricted to 50% of the amount calculated at the depreciation rate prescribed.

Place : VIRUDHUNAGAR  
Date : 19.07.2021


  
(S. RAJA)  
PRESIDENT

  
(S.P.G.C.SRIMURUGAN)  
SECRETARY

  
(V.P.P.V.PERIASAMY)  
TREASURER

(R. RAJKUMAR)  
CHARTERED ACCOUNTANT  
M.No:27469



  
(P.K.P.R.JAWAHAR)  
VICE PRESIDENT

  
(S.GANESAN)  
JOINT SECRETARY



(Autonomous)  
S.P.G.Chidambara Nadar - C.Nagammal Campus  
S.P.G.C. Nagar, **Virudhunagar.**

### Total Expenditure excluding Salary

Income & Expenditure Total 16,72,67,973.00

**Less:**

Depreciation	1,05,82,276.00	
Excess of Income	2,79,63,135.00	
Salary	8,97,24,511.00	
PF / ESI / Group Insurance	76,27,169.00	13,58,97,091.00
Total		3,13,70,882.00

**Add : Schedules of Fixed Assets as on**  
**31/03/2021**

Managing Board A/c	49,70,491.00	
College A/c	43,01,563.00	92,72,054.00
		<b>4,06,42,936.00</b>





(Autonomous)  
S.P.G.Chidambara Nadar - C.Nagammal Campus  
S.P.G.C. Nagar, Virudhunagar.

## VIRUDHUNAGAR

### COLLEGE A/C

#### INCOME AND EXPENDITURE ACCOUNT FOR THE YEAR ENDED 31.03.2021

EXPENDITURE	AMOUNT(Rs.)	INCOME	AMOUNT(Rs.)
To Staff Salary	8,97,24,511.00	By Tuition Fees	10,67,87,105.64
" Provident Fund / ESI / Group Insurance	76,27,169.00	University Fees	2,75,000.00
" Security Guard Expenses	17,51,477.00	" Application Forms	1,83,500.00
" Printing & Stationary	2,61,758.00	" Interest	1,21,942.00
" Postage & Telephone	2,79,113.00	" Books/Examination Fees/ Over Coat & Course Material	5,53,21,023.88
" Travelling Expenses	34,741.00	" Development Fees	20,57,500.00
" Electricity Charges	43,06,141.00	" Mark statement Fees	7,90,000.00
" Advertisement Expenses	18,74,413.98	" Institutional Charges	4,97,835.00
" Newspaper, Magazines & Journals	9,397.00	" Testing & Analysis Services	79,250.00
" Lab Consumables	2,24,871.00	" Other receipts	11,32,697.44
" Affiliation Fees to University	6,85,000.00	" Program Collections	22,120.00
" AICTE Approval Expenses	12,617.00		
" Internet/ Firewall/ CCTV/ Networking Expenses	19,00,705.00		
" Insurance Expenses	3,08,504.00		
" YRC/ NSS/ NCC/ Retract Expenses	16,414.00		
" Maintenance Expenses	15,07,644.74		
" Staff Development Program Expenses	20,900.00		
" Function Expenses	4,26,137.90		
" Meeting Expenses	3,224.00		
" Board of Studies/Academic Council Meeting Expenses	3,95,415.00		
" Sundries Expenses	83,966.92		
" Campus Improvement	47,989.00		
" Gardening Expenses	18,099.20		
" Basic Workers/Duty staff refreshment	98,420.00		
" Sports and Activities Expenses	3,43,350.50		
" Transportation Expenses	2,234.00		
" Bank Charges	49,592.79		
C/f	<b>11,20,13,806.03</b>	C/f	<b>16,72,67,973.96</b>

Contd..2



/2/


EXPENDITURE	AMOUNT(Rs.)	INCOME	AMOUNT(Rs.)
B/f	<b>112,013,806.03</b>	B/f	<b>16,72,67,973.96</b>
" Membership Fees	2,47,370.00		
" NBA/ NAAC / IQAC Expenses	5,43,125.50		
" Medical Expenses	67,743.78		
" Guest Refreshment Expenses	13,084.00		
" Academic Development and Placement Training Programme Expenses	3,63,816.50		
" Research & Development Expenses	2,43,173.16		
" Text Books/ Over Coat/ Examination Fees/ Course Materials & Others	1,05,64,482.07		
" Exam Cell Expenses	17,34,084.50		
" Consultant Fees	1,175.00		
" Depreciation	<b>1,05,82,275.80</b>		
" Department Programmes Expenses	17,83,025.00		
" Software Purchase	5,14,716.00		
" Pollution Control Board Fees	4,68,562.00		
" Patent & MOU Expenses	53,200.00		
" DOTE Certificate Verification Fees	46,190.00		
" Seminar Meeting Expenses	54,270.00		
" Testing & Analysis Expenses	10,740.00		
" Excess of Income over Expenditure	<b>2,79,63,134.62</b>		
<b>TOTAL</b>	<b>16,72,67,973.96</b>	<b>TOTAL</b>	<b>16,72,67,973.96</b>

Place : VIRUDHUNAGAR  
Date : 19.07.2021


  
(S. RAJA)  
PRESIDENT


  
(S.P.G.C. SRIMURUGAN)  
SECRETARY

  
(V.P.P.V. PERIASAMY)  
TREASURER

  
(R. RAJKUMAR)  
CHARTERED ACCOUNTANT  
M.No:27469



  
(P.K.P.R. JAWAHAR)  
VICE PRESIDENT

  
(S. GANESAN)  
JOINT SECRETARY



**MANAGING BOARD, VIRUDHUNAGAR**

**SCHEDULES OF FIXED ASSETS AS ON 31.03.2021**

Particulars of Assets	Gross Block			Depreciation					Net Block	
	As on 31.03.2020 (1)	Additions (2)	Deletions (3)	As on 31.03.2021 (1 + 2 - 3) 4	Up to 31.03.2020 (5)	Rate	For the year 2020-2021 (6)	Up to 31.03.2021 (5 + 6) 7	As on 31.03.2020 (1-5) 8	As on 31.03.2021 (4 - 7) 9
Land	16,48,231.10	0.00	0.00	16,48,231.10	0.00	0%	0.00	0.00	16,48,231.10	16,48,231.10
SPGC. Nagammal Girls	2,52,99,908.73	0.00	0.00	2,52,99,908.73	65,91,158.73	2%	3,74,175.00	69,65,333.73	1,87,08,750.00	1,83,34,575.00
Girls Hostel Building - II	3,90,45,501.79	0.00	0.00	3,90,45,501.79	64,86,348.79	2%	6,51,183.00	71,37,531.79	3,25,59,153.00	3,19,07,970.00
Boys Hostel cum Dining Block	4,50,30,356.56	0.00	0.00	4,50,30,356.56	94,74,106.56	2%	7,11,125.00	1,01,85,231.56	3,55,56,250.00	3,48,45,125.00
Academic Block III	3,76,45,612.59	0.00	0.00	3,76,45,612.59	65,51,502.59	2%	6,21,882.00	71,73,384.59	3,10,94,110.00	3,04,72,228.00
Canteen Block	1,33,16,465.84	0.00	0.00	1,33,16,465.84	21,45,350.84	2%	2,23,422.00	23,68,772.84	1,11,71,115.00	1,09,47,693.00
Academic Block IV	8,29,89,770.81	0.00	0.00	8,29,89,770.81	1,22,77,285.81	2%	14,14,250.00	1,36,91,535.81	7,07,12,485.00	6,92,98,235.00
Girls Hostel Dining block I Floor	70,44,918.80	0.00	0.00	70,44,918.80	9,29,043.80	2%	1,22,318.00	10,51,361.80	61,15,875.00	59,93,557.00
Boys Hostel II	6,66,24,614.23	0.00	0.00	6,66,24,614.23	75,96,579.23	2%	11,80,561.00	87,77,140.23	5,90,28,035.00	5,78,47,474.00
Generator Building	29,48,943.25	0.00	0.00	29,48,943.25	4,40,032.25	2%	50,178.00	4,90,210.25	25,08,911.00	24,58,733.00
Girls Hostel Tuckshop	5,37,906.50	0.00	0.00	5,37,906.50	70,903.50	2%	9,340.00	80,243.50	4,67,003.00	4,57,663.00
Indoor Sports Complex	5,03,33,666.63	0.00	0.00	5,03,33,666.63	39,07,494.63	2%	9,28,523.00	48,36,017.63	4,64,26,172.00	4,54,97,649.00
VHND Property (AllamPatti)	26,04,629.94	0.00	0.00	26,04,629.94	3,18,073.94	2%	45,731.00	3,63,804.94	22,86,556.00	22,40,825.00
ST Plant Extension	31,68,488.00	0.00	0.00	31,68,488.00	3,41,863.00	2%	56,533.00	3,98,396.00	28,26,625.00	27,70,092.00
Civil Structural lab Building	28,77,325.53	0.00	0.00	28,77,325.53	3,27,242.53	2%	51,002.00	3,78,244.53	25,50,083.00	24,99,081.00
Store, Site Office & Extra curricular activities Building	1,15,23,541.81	0.00	0.00	1,15,23,541.81	10,17,199.81	2%	2,10,127.00	12,27,326.81	1,05,06,342.00	1,02,96,215.00
Examination Cell	0.00	49,70,491.35	0.00	49,70,491.35	0.00	2%	99,410.35	99,410.35	0.00	48,71,081.00
TN67D 7156 Bus	11,93,681.00	0.00	0.00	11,93,681.00	10,89,408.00	15%	15,641.00	11,05,049.00	1,04,273.00	88,632.00
TML 8237 Bus	5,000.00	0.00	0.00	5,000.00	4,564.00	15%	65.00	4,629.00	436.00	371.00
TN67C 1292 Bus	10,07,784.69	0.00	0.00	10,07,784.69	9,19,750.69	15%	13,205.00	9,32,955.69	88,034.00	74,829.00
TN63B 6876 Bus	4,35,000.00	0.00	0.00	4,35,000.00	3,97,002.00	15%	5,700.00	4,02,702.00	37,998.00	32,298.00
TN67F 6157 Bus	13,18,091.40	0.00	0.00	13,18,091.40	11,70,679.40	15%	22,112.00	11,92,791.40	1,47,412.00	1,25,300.00
TN67AE 9455 Bus	16,75,541.00	0.00	0.00	16,75,541.00	12,53,215.00	15%	63,349.00	13,16,564.00	4,22,326.00	3,58,977.00
TN67AE 9492 Bus	16,75,539.00	0.00	0.00	16,75,539.00	12,53,213.00	15%	63,349.00	13,16,562.00	4,22,326.00	3,58,977.00
TN67BA 1351 Bus	20,15,000.00	0.00	0.00	20,15,000.00	13,12,041.00	15%	1,05,444.00	14,17,485.00	7,02,959.00	5,97,515.00
TN67BA 1365 Bus	20,15,000.00	0.00	0.00	20,15,000.00	13,12,041.00	15%	1,05,444.00	14,17,485.00	7,02,959.00	5,97,515.00
TN19A 3440 Bus	7,00,000.00	0.00	0.00	7,00,000.00	3,89,407.00	15%	46,589.00	4,35,996.00	3,10,593.00	2,64,004.00
TN19A 3865 Bus	7,00,000.00	0.00	0.00	7,00,000.00	3,89,407.00	15%	46,589.00	4,35,996.00	3,10,593.00	2,64,004.00
TN67AA 0632 Bus	8,00,000.00	0.00	0.00	8,00,000.00	3,82,395.00	15%	62,641.00	4,45,036.00	4,17,605.00	3,54,964.00
TN67BF 1660 Bus	26,52,330.69	0.00	0.00	26,52,330.69	8,79,744.69	15%	2,65,888.00	11,45,632.69	17,72,586.00	15,06,698.00
TN67BF 1675 Bus	26,52,330.69	0.00	0.00	26,52,330.69	8,79,744.69	15%	2,65,888.00	11,45,632.69	17,72,586.00	15,06,698.00
TN67E 2118 Van	4,35,300.00	0.00	0.00	4,35,300.00	3,97,275.00	15%	5,704.00	4,02,979.00	38,025.00	32,321.00
TN67AJ 7920 Dost Van	5,08,601.00	0.00	0.00	5,08,601.00	3,45,556.00	15%	24,457.00	3,70,013.00	1,63,045.00	1,38,588.00
TN67AC 8983 Mini Bus	10,85,000.00	0.00	0.00	10,85,000.00	8,52,544.00	15%	34,868.00	8,87,412.00	2,32,456.00	1,97,588.00
TN67F 1144,1123 Tractor & Trailer	4,22,600.00	0.00	0.00	4,22,600.00	3,79,169.00	15%	6,515.00	3,85,684.00	43,431.00	36,916.00
TN67H 1274Auto	1,33,693.88	0.00	0.00	1,33,693.88	1,16,102.88	15%	2,639.00	1,18,741.88	17,591.00	14,952.00
TN67AE 5879 EECO Car	3,29,679.00	0.00	83,097.00	3,29,679.00	2,46,582.00	15%	0.00	2,46,582.00	83,097.00	0.00
TN67AF 7996 Nissan Sunny Car	9,14,497.00	0.00	0.00	9,14,497.00	6,65,305.00	15%	37,379.00	7,02,684.00	2,49,192.00	2,11,813.00
TN67BF 3102 Innova Car	21,83,213.00	0.00	0.00	21,83,213.00	7,24,145.00	15%	2,18,860.00	9,43,005.00	14,59,068.00	12,40,208.00
Office Equipment	5,71,414.00	0.00	0.00	5,71,414.00	2,54,064.00	5%	15,868.00	2,69,932.00	3,17,350.00	3,01,482.00
Lift	16,60,000.00	0.00	0.00	16,60,000.00	2,18,912.00	2%	28,822.00	2,47,734.00	14,41,088.00	14,12,266.00
<b>TOTAL</b>	<b>41,97,29,178.46</b>	<b>49,70,491.35</b>	<b>83,097.00</b>	<b>42,46,99,669.81</b>	<b>7,43,06,453.36</b>		<b>82,06,776.35</b>	<b>8,25,13,229.71</b>	<b>34,54,22,725.10</b>	<b>34,21,03,343.10</b>

**NOTE :** Depreciation claimed on assets used less than 180 days in the year of acquisition restricted to 50% of the amount calculated at the depreciation rate prescribed.

Place : VIRUDHUNAGAR  
Date : 19.07.2021

(R. RAJKUMAR)  
CHARTERED ACCOUNTANT  
M.No:27469



(S. RAJA)  
PRESIDENT

(P.K.P.R.JAWAHAR)  
VICE PRESIDENT

(S.P.G.C.SRIMURUGAN)  
SECRETARY

(V.P.P.V.PERIASAMY)  
TREASURER

(S.GANESAN)  
JOINT SECRETARY



**VIRUDHUNAGAR**

**SCHEDULES OF FIXED ASSETS AS ON 31.03.2021**

Particulars of Assets	Gross Block				Depreciation				Net Block	
	As on 31.03.2020 (1)	Additions (2)	Deletions (3)	As on 31.03.2021 ((1+2)-3) 4	Up to 31.03.2020 (5)	Rate	For the year 2020-2021 (6)	Up to 31.03.2021 (5 + 6) 7	As on 31.03.2020 (1-5) 8	As on 31.03.2021 (4 - 7) 9
<b>BUILDINGS</b>										
ASKAM.Nagarajan-Asha Devi Administrative cum main block	1,69,47,540.07	0.00	0.00	1,69,47,540.07	42,16,328.07	2%	2,54,624.00	44,70,952.07	1,27,31,212.00	1,24,76,588.00
Idhayam VVV.Rajendran Computer Block	1,39,22,230.98	0.00	0.00	1,39,22,230.98	36,05,543.98	2%	2,06,334.00	38,11,877.98	1,03,16,687.00	1,01,10,353.00
PMAN. Dharmaraja Nadar ND.Dhamayanthiammal Bio-Technology Block	1,82,60,445.13	0.00	0.00	1,82,60,445.13	47,66,108.13	2%	2,69,887.00	50,35,995.13	1,34,94,337.00	1,32,24,450.00
VMG.Rajahsekeren- Ramani Power House	9,97,570.98	0.00	0.00	9,97,570.98	2,60,445.98	2%	14,743.00	2,75,188.98	7,37,125.00	7,22,382.00
Pagalam Narayana Rajendran Automatic instant power restoration generator room	3,80,556.20	0.00	0.00	3,80,556.20	99,489.20	2%	5,621.00	1,05,110.20	2,81,067.00	2,75,446.00
PK. Ramasamy Nadar & Bros., Chemical Laboratory Block	24,65,070.20	0.00	0.00	24,65,070.20	6,44,317.20	2%	36,415.00	6,80,732.20	18,20,753.00	17,84,338.00
Workshop 1st floor	1,39,75,166.89	0.00	0.00	1,39,75,166.89	35,77,026.89	2%	2,07,963.00	37,84,989.89	1,03,98,140.00	1,01,90,177.00
Mechanical & Electronics Block	48,16,259.10	0.00	0.00	48,16,259.10	12,59,113.10	2%	71,143.00	13,30,256.10	35,57,146.00	34,86,003.00
Unjah.V.Dhanasamy - D.Parimala devi digital Library Block	1,09,20,766.11	0.00	0.00	1,09,20,766.11	27,93,303.11	2%	1,62,549.00	29,55,852.11	81,27,463.00	79,64,914.00
VPS. Ayyamperumal Nadar - Valliammal Polymer Processing lab	25,30,390.20	0.00	0.00	25,30,390.20	6,61,523.20	2%	37,377.00	6,98,900.20	18,68,867.00	18,31,490.00
VPSA. Velayutha Nadar - Saraswathiammal Polymer Testing Lab	25,01,468.00	0.00	0.00	25,01,468.00	6,53,962.00	2%	36,950.00	6,90,912.00	18,47,506.00	18,10,556.00
VNR Hindu Nadar Navathaniya Kadai Mahami Electrical Block	22,50,920.00	0.00	0.00	22,50,920.00	5,88,461.00	2%	33,249.00	6,21,710.00	16,62,459.00	16,29,210.00
Prototype Development Centre	13,44,379.00	0.00	0.00	13,44,379.00	1,04,367.00	2%	24,800.00	1,29,167.00	12,40,012.00	12,15,212.00
Borewell	7,13,252.00	0.00	0.00	7,13,252.00	81,137.00	2%	12,642.00	93,779.00	6,32,115.00	6,19,473.00
LPS Shanmuga Nadar Memorial Lift	6,66,666.00	0.00	0.00	6,66,666.00	1,74,287.00	2%	9,848.00	1,84,135.00	4,92,379.00	4,82,531.00
<b>c/f</b>	<b>9,26,92,680.86</b>	<b>0.00</b>	<b>0.00</b>	<b>9,26,92,680.86</b>	<b>2,34,85,412.86</b>		<b>13,84,145.00</b>	<b>2,48,69,557.86</b>	<b>6,92,07,268.00</b>	<b>6,78,23,123.00</b>

Contd..2




Particulars of Assets	Gross Block				Depreciation				Net Block	
	As on 31.03.2020 (1)	Additions (2)	Deletions (3)	As on 31.03.2021 ((1+2)-3) 4	Up to 31.03.2020 (5)	Rate	For the year 2020-2021 (6)	Up to 31.03.2021 (5 + 6) 7	As on 31.03.2020 (1-5) 8	As on 31.03.2021 (4 - 7) 9
<b>b/f</b>	<b>9,26,92,680.86</b>	<b>0.00</b>	<b>0.00</b>	<b>9,26,92,680.86</b>	<b>2,34,85,412.86</b>		<b>13,84,145.00</b>	<b>2,48,69,557.86</b>	<b>6,92,07,268.00</b>	<b>6,78,23,123.00</b>
Lift	14,00,000.00	0.00	0.00	14,00,000.00	2,44,426.00	2%	23,111.00	2,67,537.00	11,55,574.00	11,32,463.00
Culvert & Road work	40,71,547.10	0.00	0.00	40,71,547.10	7,71,625.10	2%	65,998.00	8,37,623.10	32,99,922.00	32,33,924.00
Boundary fencing	3,27,405.00	0.00	0.00	3,27,405.00	75,589.00	2%	5,036.00	80,625.00	2,51,816.00	2,46,780.00
Main Entrance	31,44,377.52	0.00	0.00	31,44,377.52	6,57,960.52	2%	49,728.00	7,07,688.52	24,86,417.00	24,36,689.00
Lawn	30,57,013.80	0.00	0.00	30,57,013.80	4,97,813.80	2%	51,184.00	5,48,997.80	25,59,200.00	25,08,016.00
Canal Formation	1,73,64,487.90	0.00	0.00	1,73,64,487.90	16,73,145.90	2%	3,13,827.00	19,86,972.90	1,56,91,342.00	1,53,77,515.00
<b>LAB EQUIPMENTS</b>										
Computer Centre equipments	5,07,14,574.20	14,30,193.00	0.00	5,21,44,767.20	2,24,06,892.20	5%	14,51,139.00	2,38,58,031.20	2,83,07,682.00	2,82,86,736.00
Physics Lab equipments	18,30,996.65	0.00	0.00	18,30,996.65	8,41,838.65	5%	49,458.00	8,91,296.65	9,89,158.00	9,39,700.00
Chemistry Lab equipments	10,88,364.25	0.00	0.00	10,88,364.25	5,30,061.25	5%	27,915.00	5,57,976.25	5,58,303.00	5,30,388.00
Workshop equipments	17,42,944.21	0.00	0.00	17,42,944.21	9,16,278.21	5%	41,333.00	9,57,611.21	8,26,666.00	7,85,333.00
Electronics & Communication Engineering Lab equipments	2,10,53,201.00	0.00	0.00	2,10,53,201.00	89,81,322.00	5%	6,03,594.00	95,84,916.00	1,20,71,879.00	1,14,68,285.00
Polymer Lab equipments	1,44,44,463.71	0.00	0.00	1,44,44,463.71	72,85,931.71	5%	3,57,927.00	76,43,858.71	71,58,532.00	68,00,605.00
Electronics & Instrumentation Engineering Lab equipments	1,69,60,068.66	0.00	0.00	1,69,60,068.66	71,69,514.66	5%	4,89,528.00	76,59,042.66	97,90,554.00	93,01,026.00
Bio-Tech Lab equipments	1,74,22,793.09	35,500.00	0.00	1,74,58,293.09	76,87,225.09	5%	4,87,666.00	81,74,891.09	97,35,568.00	92,83,402.00
Language Lab equipments	21,67,590.00	0.00	0.00	21,67,590.00	3,73,075.00	5%	89,726.00	4,62,801.00	17,94,515.00	17,04,789.00
EDU-SAT equipment	71,850.00	0.00	0.00	71,850.00	36,992.00	5%	1,743.00	38,735.00	34,858.00	33,115.00
Digital Library equipment	60,87,821.00	0.00	0.00	60,87,821.00	28,53,973.00	5%	1,61,692.00	30,15,665.00	32,33,848.00	30,72,156.00
Mechanical Lab Equipments	1,49,74,778.90	42,480.00	0.00	1,50,17,258.90	56,07,747.90	5%	4,70,476.00	60,78,223.90	93,67,031.00	89,39,035.00
Software Engg. Lab Equipments	93,92,038.00	0.00	0.00	93,92,038.00	35,54,025.00	5%	2,91,901.00	38,45,926.00	58,38,013.00	55,46,112.00
Civil Engg. Lab Equipments	1,00,08,464.90	2,22,986.00	0.00	1,02,31,450.90	28,31,099.90	5%	3,64,443.00	31,95,542.90	71,77,365.00	70,35,908.00
Maths Dept. Equipments	6,650.00	0.00	0.00	6,650.00	2,122.00	5%	226.00	2,348.00	4,528.00	4,302.00
Mechatronics Lab Equipments	77,59,074.92	4,48,400.00	0.00	82,07,474.92	14,14,388.92	5%	3,28,444.00	17,42,832.92	63,44,686.00	64,64,642.00
TDP Cell Equipments	1,94,285.00	0.00	0.00	1,94,285.00	41,184.00	5%	7,655.00	48,839.00	1,53,101.00	1,45,446.00
IT Lab Equipments	2,36,490.00	30,000.00	0.00	2,66,490.00	28,264.00	5%	11,911.00	40,175.00	2,08,226.00	2,26,315.00
Electrical & Electronics Lab Equipments	10,36,760.00	4,59,964.00	0.00	14,96,724.00	1,14,497.00	5%	57,612.00	1,72,109.00	9,22,263.00	13,24,615.00
Engineering Skill Development Centre	40,32,610.80	0.00	0.00	40,32,610.80	1,00,814.80	5%	1,96,590.00	2,97,404.80	39,31,796.00	37,35,206.00
Proto Type Development Centre Equipments	1,93,939.00	0.00	0.00	1,93,939.00	25,289.00	5%	8,433.00	33,722.00	1,68,650.00	1,60,217.00
Autonomous Cell Equipments	0.00	11,74,005.80	0.00	11,74,005.80	0.00	5%	30,624.80	30,624.80	0.00	11,43,381.00
<b>Library Books</b>	<b>2,21,95,819.96</b>	<b>120.00</b>	<b>18,578.00</b>	<b>2,21,77,361.96</b>	<b>1,50,84,743.96</b>	<b>10%</b>	<b>7,11,114.00</b>	<b>1,57,95,857.96</b>	<b>71,11,076.00</b>	<b>63,81,504.00</b>
<b>FURNITURE</b>										
Furniture	2,38,27,484.04	0.00	0.00	2,38,27,484.04	1,47,63,434.04	10%	9,06,405.00	1,56,69,839.04	90,64,050.00	81,57,645.00
Drawing Board	1,56,692.85	0.00	0.00	1,56,692.85	1,17,535.85	10%	3,916.00	1,21,451.85	39,157.00	35,241.00
<b>OFFICE and OTHER EQUIPMENTS</b>										
Power House equipment	1,81,17,122.29	0.00	0.00	1,81,17,122.29	92,22,735.29	5%	4,44,719.00	96,67,454.29	88,94,387.00	84,49,668.00
Submersible Pump set	5,20,400.80	0.00	0.00	5,20,400.80	2,08,753.80	5%	15,582.00	2,24,335.80	3,11,647.00	2,96,065.00
Mineral water plant	14,99,769.00	0.00	0.00	14,99,769.00	6,32,904.00	5%	43,343.00	6,76,247.00	8,66,865.00	8,23,522.00
Water Cooler	4,69,750.00	0.00	0.00	4,69,750.00	1,81,369.00	5%	14,419.00	1,95,788.00	2,88,381.00	2,73,962.00
Office Equipments	59,55,116.25	4,10,914.00	0.00	63,66,030.25	25,16,489.25	5%	1,82,414.00	26,98,903.25	34,38,627.00	36,67,127.00
Musical Instrument	5,82,782.00	0.00	0.00	5,82,782.00	2,02,622.00	5%	19,008.00	2,21,630.00	3,80,160.00	3,61,152.00
Audio system purchase	92,211.00	0.00	0.00	92,211.00	25,795.00	5%	3,321.00	29,116.00	66,416.00	63,095.00
Audio visual purchase	24,713.00	0.00	0.00	24,713.00	13,264.00	5%	572.00	13,836.00	11,449.00	10,877.00
<b>c/f</b>	<b>37,69,19,131.66</b>	<b>42,54,562.80</b>	<b>18,578.00</b>	<b>38,11,55,116.46</b>	<b>14,31,78,155.66</b>		<b>97,67,878.80</b>	<b>15,29,46,034.46</b>	<b>23,37,40,976.00</b>	<b>22,82,09,082.00</b>



Particulars of Assets	Gross Block				Depreciation				Net Block	
	As on 31.03.2020 (1)	Additions (2)	Deletions (3)	As on 31.03.2021 ((1+2)-3) 4	Up to 31.03.2020 (5)	Rate	For the year 2020-2021 (6)	Up to 31.03.2021 (5 + 6) 7	As on 31.03.2020 (1-5) 8	As on 31.03.2021 (4 - 7) 9
b/f	37,69,19,131.66	42,54,562.80	18,578.00	38,11,55,116.46	14,31,78,155.66		97,67,878.80	15,29,46,034.46	23,37,40,976.00	22,82,09,082.00
Function material	2,795.00	0.00	0.00	2,795.00	1,501.00	5%	65.00	1,566.00	1,294.00	1,229.00
Gymnasium material	31,655.00	0.00	0.00	31,655.00	16,990.00	5%	733.00	17,723.00	14,665.00	13,932.00
Generator	42,57,375.00	0.00	0.00	42,57,375.00	17,56,227.00	5%	1,25,057.00	18,81,284.00	25,01,148.00	23,76,091.00
Water tank	13,600.00	0.00	0.00	13,600.00	7,300.00	5%	315.00	7,615.00	6,300.00	5,985.00
Photography club	2,32,639.00	0.00	0.00	2,32,639.00	64,567.00	5%	8,404.00	72,971.00	1,68,072.00	1,59,668.00
Air conditioner	88,89,294.00	0.00	0.00	88,89,294.00	31,97,184.00	5%	2,84,606.00	34,81,790.00	56,92,110.00	54,07,504.00
OHP / LCD Projector	44,23,882.00	47,000.00	0.00	44,70,882.00	10,91,206.00	5%	1,68,984.00	12,60,190.00	33,32,676.00	32,10,692.00
Television	2,50,691.00	0.00	0.00	2,50,691.00	38,102.00	5%	10,629.00	48,731.00	2,12,589.00	2,01,960.00
ET Plant	4,27,441.50	0.00	0.00	4,27,441.50	2,15,027.50	5%	10,621.00	2,25,648.50	2,12,414.00	2,01,793.00
Timber	32,421.52	0.00	2,870.00	29,551.52	0.00	0%	0.00	0.00	32,421.52	29,551.52
Transformer	41,13,252.00	0.00	0.00	41,13,252.00	8,46,739.00	5%	1,63,326.00	10,10,065.00	32,66,513.00	31,03,187.00
Fire Hydrant System	8,04,649.24	0.00	0.00	8,04,649.24	59,343.24	5%	37,265.00	96,608.24	7,45,306.00	7,08,041.00
<b>VEHICLES</b>										
Two Wheeler - XL Super	50,336.00	0.00		50,336.00	18,953.00	5%	1,569.00	20,522.00	31,383.00	29,814.00
Two Wheeler - Hero Maestro	60,652.00	0.00	0.00	60,652.00	14,894.00	5%	2,288.00	17,182.00	45,758.00	43,470.00
Cycle	1,802.00	0.00	0.00	1,802.00	967.00	5%	42.00	1,009.00	835.00	793.00
Handcart	21,019.50	0.00	0.00	21,019.50	11,155.50	5%	493.00	11,648.50	9,864.00	9,371.00
<b>TOTAL</b>	<b>40,05,32,636.42</b>	<b>43,01,562.80</b>	<b>21,448.00</b>	<b>40,48,12,751.22</b>	<b>15,05,18,311.90</b>		<b>1,05,82,275.80</b>	<b>16,11,00,587.70</b>	<b>25,00,14,324.52</b>	<b>24,37,12,163.52</b>

**NOTE :** Depreciation claimed on assets used less than 180 days in the year of acquisition restricted to 50% of the amount calculated at the depreciation rate prescribed.

Place : VIRUDHUNAGAR  
Date : 19.07.2021


  
(S. RAJA)  
PRESIDENT

  
(S.P.G.C. SRIMURUGAN)  
SECRETARY

  
(V.P.P.V. PERIASAMY)  
TREASURER

(R. RAJKUMAR)  
CHARTERED ACCOUNTANT  
M.No:27469



  
(P.K.P.R. JAWAHAR)  
VICE PRESIDENT

  
(S. GANESAN)  
JOINT SECRETARY



(Autonomous)  
S.P.G.Chidambara Nadar - C.Nagammal Campus  
S.P.G.C. Nagar, **Virudhunagar.**

**Expenditure on maintenance of Academic Facilities  
(excluding salary for human resources)**

Income & Expenditure Total		16,72,67,973.00
<b>Less:</b>		
Depreciation	1,05,82,276.00	
Excess of Income	2,79,63,135.00	
Salary	8,97,24,511.00	
PF / ESI / Group Insurance	76,27,169.00	13,58,97,091.00
<b>Total</b>		<b>3,13,70,882.00</b>





(Autonomous)  
S.P.G.Chidambara Nadar - C.Nagammal Campus  
S.P.G.C. Nagar, Virudhunagar.

## VIRUDHUNAGAR

### COLLEGE A/C

#### INCOME AND EXPENDITURE ACCOUNT FOR THE YEAR ENDED 31.03.2021

EXPENDITURE	AMOUNT(Rs.)	INCOME	AMOUNT(Rs.)
To Staff Salary	8,97,24,511.00	By Tuition Fees	10,67,87,105.64
" Provident Fund / ESI / Group Insurance	76,27,169.00	" University Fees	2,75,000.00
" Security Guard Expenses	17,51,477.00	" Application Forms	1,83,500.00
" Printing & Stationary	2,61,758.00	" Interest	1,21,942.00
" Postage & Telephone	2,79,113.00	" Books/Examination Fees/ Over Coat & Course Material	5,53,21,023.88
" Travelling Expenses	34,741.00	" Development Fees	20,57,500.00
" Electricity Charges	43,06,141.00	" Mark statement Fees	7,90,000.00
" Advertisement Expenses	18,74,413.98	" Institutional Charges	4,97,835.00
" Newspaper, Magazines & Journals	9,397.00	" Testing & Analysis Services	79,250.00
" Lab Consumables	2,24,871.00	" Other receipts	11,32,697.44
" Affiliation Fees to University	6,85,000.00	" Program Collections	22,120.00
" AICTE Approval Expenses	12,617.00		
" Internet/ Firewall/ CCTV/ Networking Expenses	19,00,705.00		
" Insurance Expenses	3,08,504.00		
" YRC/ NSS/ NCC/ Rotract Expenses	16,414.00		
" Maintenance Expenses	15,07,644.74		
" Staff Development Program Expenses	20,900.00		
" Function Expenses	4,26,137.90		
" Meeting Expenses	3,224.00		
" Board of Studies/Academic Council Meeting Expenses	3,95,415.00		
" Sundries Expenses	83,966.92		
" Campus Improvement	47,989.00		
" Gardening Expenses	18,099.20		
" Basic Workers/Duty staff refreshment	98,420.00		
" Sports and Activities Expenses	3,43,350.50		
" Transportation Expenses	2,234.00		
" Bank Charges	49,592.79		
C/f	<b>11,20,13,806.03</b>	C/f	<b>16,72,67,973.96</b>

Contd..2

EXPENDITURE	AMOUNT(Rs.)	INCOME	AMOUNT(Rs.)
B/f	<b>112,013,806.03</b>	B/f	<b>16,72,67,973.96</b>
" Membership Fees	2,47,370.00		
" NBA/ NAAC / IQAC Expenses	5,43,125.50		
" Medical Expenses	67,743.78		
" Guest Refreshment Expenses	13,084.00		
" Academic Development and Placement Training Programme Expenses	3,63,816.50		
" Research & Development Expenses	2,43,173.16		
" Text Books/ Over Coat/ Examination Fees/ Course Materials & Others	1,05,64,482.07		
" Exam Cell Expenses	17,34,084.50		
" Consultant Fees	1,175.00		
" Depreciation	<b>1,05,82,275.80</b>		
" Department Programmes Expenses	17,83,025.00		
" Software Purchase	5,14,716.00		
" Pollution Control Board Fees	4,68,562.00		
" Patent & MOU Expenses	53,200.00		
" DOTE Certificate Verification Fees	46,190.00		
" Seminar Meeting Expenses	54,270.00		
" Testing & Analysis Expenses	10,740.00		
" Excess of Income over Expenditure	<b>2,79,63,134.62</b>		
<b>TOTAL</b>	<b>16,72,67,973.96</b>	<b>TOTAL</b>	<b>16,72,67,973.96</b>

Place : VIRUDHUNAGAR  
Date : 19.07.2021




(S.RAJA)  
PRESIDENT




(S.P.G.C.SRIMURUGAN)  
SECRETARY




(V.P.P.V.PERIASAMY)  
TREASURER



(R. RAJKUMAR)  
CHARTERED ACCOUNTANT  
M.No:27469

(P.K.P.R.JAWAHAR)  
VICE PRESIDENT



(S.GANESAN)  
JOINT SECRETARY





(Autonomous)  
S.P.G.Chidambara Nadar - C.Nagammal Campus  
S.P.G.C. Nagar, **Virudhunagar.**

**Expenditure on maintenance of Physical Facilities  
(excluding salary for human resources)**

Maintenance Expenses	-	15,07,645.00
Lab Consumable	-	2,24,871.00
Campus Improvement	-	47,989.00
<b>Total</b>	-	<b>17,80,505.00</b>

**VIRUDHUNAGAR**

**COLLEGE A/C**

**INCOME AND EXPENDITURE ACCOUNT FOR THE YEAR ENDED 31.03.2021**

EXPENDITURE	AMOUNT(Rs.)	INCOME	AMOUNT(Rs.)
To Staff Salary	8,97,24,511.00	By Tuition Fees	10,67,87,105.64
" Provident Fund / ESI / Group Insurance	76,27,169.00	" University Fees	2,75,000.00
" Security Guard Expenses	17,51,477.00	" Application Forms	1,83,500.00
" Printing & Stationary	2,61,758.00	" Interest	1,21,942.00
" Postage & Telephone	2,79,113.00	" Books/Examination Fees/ Over Coat & Course Material	5,53,21,023.88
" Travelling Expenses	34,741.00	" Development Fees	20,57,500.00
" Electricity Charges	43,06,141.00	" Mark statement Fees	7,90,000.00
" Advertisement Expenses	18,74,413.98	" Institutional Charges	4,97,835.00
" Newspaper, Magazines & Journals	9,397.00	" Testing & Analysis Services	79,250.00
" Lab Consumables	2,24,871.00	" Other receipts	11,32,697.44
" Affiliation Fees to University	6,85,000.00	" Program Collections	22,120.00
" AICTE Approval Expenses	12,617.00		
" Internet/ Firewall/ CCTV/ Networking Expenses	19,00,705.00		
" Insurance Expenses	3,08,504.00		
" YRC/ NSS/ NCC/ Retract Expenses	16,414.00		
" Maintenance Expenses	15,07,644.74		
" Staff Development Program Expenses	20,900.00		
" Function Expenses	4,26,137.90		
" Meeting Expenses	3,224.00		
" Board of Studies/Academic Council Meeting Expenses	3,95,415.00		
" Sundries Expenses	83,966.92		
" Campus Improvement	47,989.00		
" Gardening Expenses	18,099.20		
" Basic Workers/Duty staff refreshment	98,420.00		
" Sports and Activities Expenses	3,43,350.50		
" Transportation Expenses	2,234.00		
" Bank Charges	49,592.79		
C/f	<b>11,20,13,806.03</b>	C/f	<b>16,72,67,973.96</b>

Contd..2